

**Sri A.S.N.M. GOVERNMENT COLLEGE (A),  
PALAKOL, W.G. Dt. -534 260**

(Re-Accredited by NAAC with 'B+' and 2.67 CGPA)  
(Affiliated to Adikavi Nannaya University, Rajamahendravaram)



**ANNUAL REPORT ON  
EXAMINATIONS**

(ACADEMIC YEAR 2024-2025)

**Sri A.S.N.M. GOVERNMENT COLLEGE (A),**  
**PALAKOL, W.G. Dt. -534 260**  
**(Re-Accredited by NAAC with 'B+' and 2.67 CGPA)**  
**(Affiliated to Adikavi Nannaya University, Rajamahendravaram)**

**INDEX**

<b>S. N o.</b>	<b>Particulars</b>	<b>Page No.</b>
1	I SEMESTER (HONOURS) RESULTS, DECEMBER-2024	2-8
2	III SEMESTER (HONOURS) RESULTS,NOVEMBER-2024	9-16
3	V SEMESTER RESULTS, NOVEMBER-2024	17-23
4	REVALUATION OF I, III,V (REG) SEMESTERS	24
5	II SEMESTER(HONOURS) RESULTS, APRIL 2025	25-31
6	IV SEMESTER RESULTS, APRIL2025	32-38
7	REVALUATION OF II, IV (REG) SEMESTERS - JULY-2025	39
8	VI SEMESTER(6-MONTHS INTERNSHIP) RESULT ANALYSIS-APRIL2025	40-43
9	INSTANT EXAMINATIONS -MAY 2025 FOR V,VI SEMESTERS	44
10	REGULATION WISE COMPARISION OF SEMESTER PASS PERCENTAGE	45
11	PASSED OUT STUDENTS OF UG 2022-2025 BATCH RESULT ANALYSIS	46
12	COMPARISION OF PASS PERCENTAGE OF OUTGOING BATCHES 2021-24 & 2022-25	47-48
13	LECTURER-WISE RESULT ANALYSIS FOR ODD AND EVEN SEMESTERS 2024-2025 AY	49

## **I SEMESTER(HONOURS) RESULTS, DECEMBER 2024**

[Notification date : 21/11/2024](#)

The I semester (Honours) examinations were conducted from **12<sup>th</sup> December,2024** to **20<sup>th</sup> December,2024** for **227** (registered) students with great confidence setting more than 14 question papers by external experts. About 14 teachers valued the answer scripts for **10** days and the results were duly scrutinized in a meeting of Awards Committee held on **02-01-2025**. About 219(appearing) students passed with an overall pass percentage of **76.26%**.

### **Table No.**

#### **Dates of Examinations, Central Valuation and Publication of Results.**

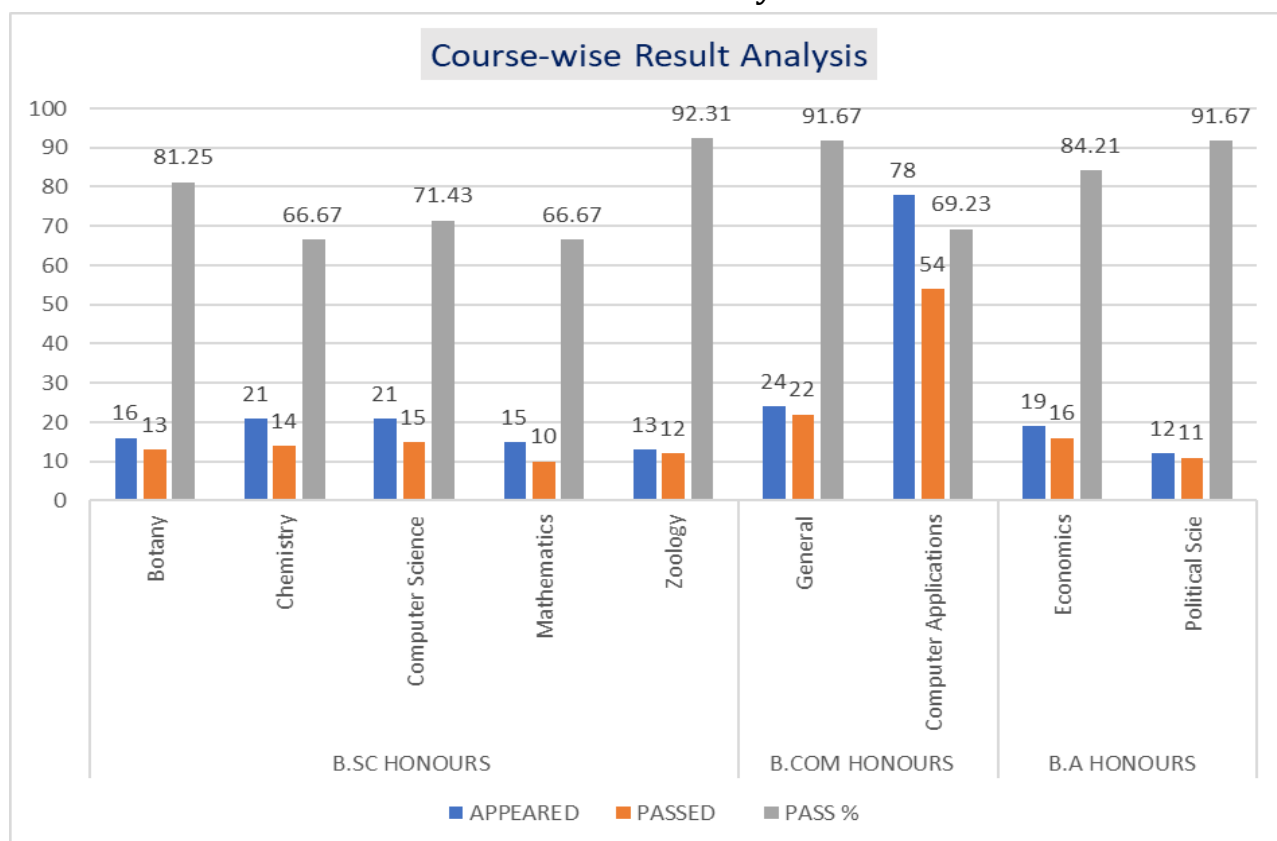
<b>Continuous Internal Assessment, CIA</b>	
<a href="#">I CIA Written Exams</a>	15-10-2024 TO 16-10-2024
<a href="#">II CIA Written Exams</a>	03-12-2024 TO 05-12-2024
<b>Semester Exam</b>	
Practicals	----
<a href="#">Theory</a>	12.12.2024 TO 20.12.2024
<b>Valuation</b>	
Foundation Course, Languages, Major, Allied, Elective	21.12.2024 to 30.12.2024
<b>Publication of Results</b>	
<a href="#">I Semester</a>	02-01-2025

**SEMESTER-I****Month & Year: December-2024****Regulation: 24**

**Table No.**  
**DECEMBER-2024 Semester-I Course-wise Result Analysis**

I YEAR I SEMESTER	GROUP	REGD.	APPEARED	PASSED	PASS %
B.SC HONOURS	Botany	16	16	13	81.25
	Chemistry	21	21	14	66.67
	Computer Science	23	21	15	71.43
	Mathematics	15	15	10	66.67
	Zoology	13	13	12	92.31
B.COM HONOURS	General	28	24	22	91.67
	Computer Applications	79	78	54	69.23
B.A HONOURS	Economics	20	19	16	84.21
	Political Scie	12	12	11	91.67
		<b>227</b>	<b>219</b>	<b>167</b>	<b>76.26%</b>

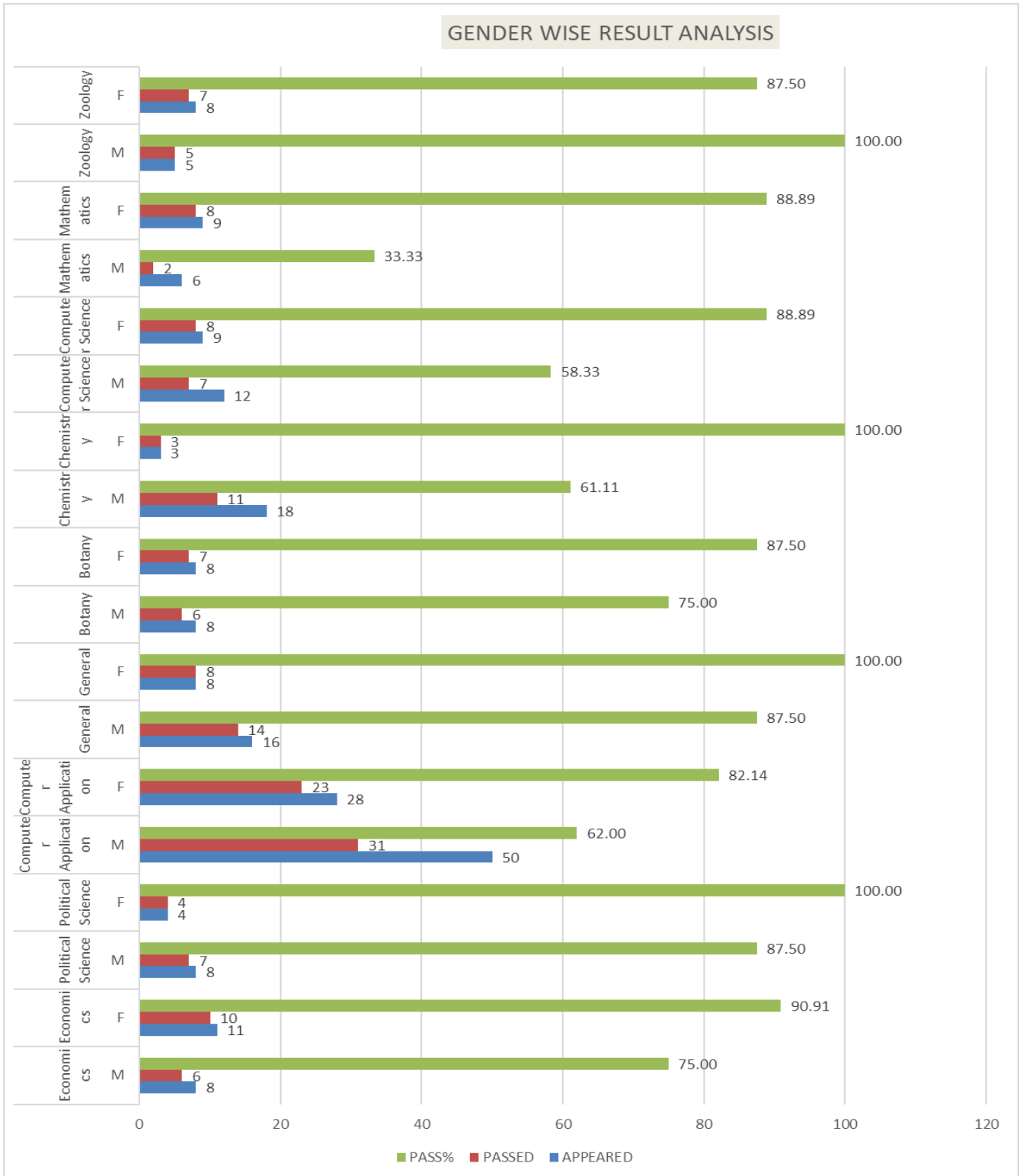
**Figure No.**  
**Semester-I Course-wise Result Analysis DECEMBER-2024**



**GENDER WISE RESULT ANALYSIS AB 2024-2025  
SEMESTER-I (Honours)**

<b>I YEAR I SEMESTER</b>	<b>GROUP</b>	<b>GENDER</b>	<b>REGD</b>	<b>APPEARED</b>	<b>PASSED</b>	<b>PASS%</b>
<b>B A Honours</b>	<b>Economics</b>	<b>M</b>	<b>9</b>	<b>8</b>	<b>6</b>	<b>75.00</b>
	<b>Economics</b>	<b>F</b>	<b>11</b>	<b>11</b>	<b>10</b>	<b>90.91</b>
	<b>Political Science</b>	<b>M</b>	<b>8</b>	<b>8</b>	<b>7</b>	<b>87.50</b>
	<b>Political Science</b>	<b>F</b>	<b>4</b>	<b>4</b>	<b>4</b>	<b>100.00</b>
<b>B Com Honours</b>	<b>Computer Application</b>	<b>M</b>	<b>51</b>	<b>50</b>	<b>31</b>	<b>62.00</b>
	<b>Computer Application</b>	<b>F</b>	<b>28</b>	<b>28</b>	<b>23</b>	<b>82.14</b>
	<b>General</b>	<b>M</b>	<b>20</b>	<b>16</b>	<b>14</b>	<b>87.50</b>
	<b>General</b>	<b>F</b>	<b>8</b>	<b>8</b>	<b>8</b>	<b>100.00</b>
<b>B Sc Honours</b>	<b>Botany</b>	<b>M</b>	<b>8</b>	<b>8</b>	<b>6</b>	<b>75.00</b>
	<b>Botany</b>	<b>F</b>	<b>8</b>	<b>8</b>	<b>7</b>	<b>87.50</b>
	<b>Chemistry</b>	<b>M</b>	<b>18</b>	<b>18</b>	<b>11</b>	<b>61.11</b>
	<b>Chemistry</b>	<b>F</b>	<b>3</b>	<b>3</b>	<b>3</b>	<b>100.00</b>
	<b>Computer Science</b>	<b>M</b>	<b>13</b>	<b>12</b>	<b>7</b>	<b>58.33</b>
	<b>Computer Science</b>	<b>F</b>	<b>10</b>	<b>9</b>	<b>8</b>	<b>88.89</b>
	<b>Mathematics</b>	<b>M</b>	<b>6</b>	<b>6</b>	<b>2</b>	<b>33.33</b>
	<b>Mathematics</b>	<b>F</b>	<b>9</b>	<b>9</b>	<b>8</b>	<b>88.89</b>
	<b>Zoology</b>	<b>M</b>	<b>5</b>	<b>5</b>	<b>5</b>	<b>100.00</b>
	<b>Zoology</b>	<b>F</b>	<b>8</b>	<b>8</b>	<b>7</b>	<b>87.50</b>
		<b>TOTAL</b>	<b>227</b>	<b>219</b>	<b>167</b>	<b>76.26</b>

**CASTE - GENDER WISE RESULT ANALYSIS AB 2023-2024  
SEMESTER-I**

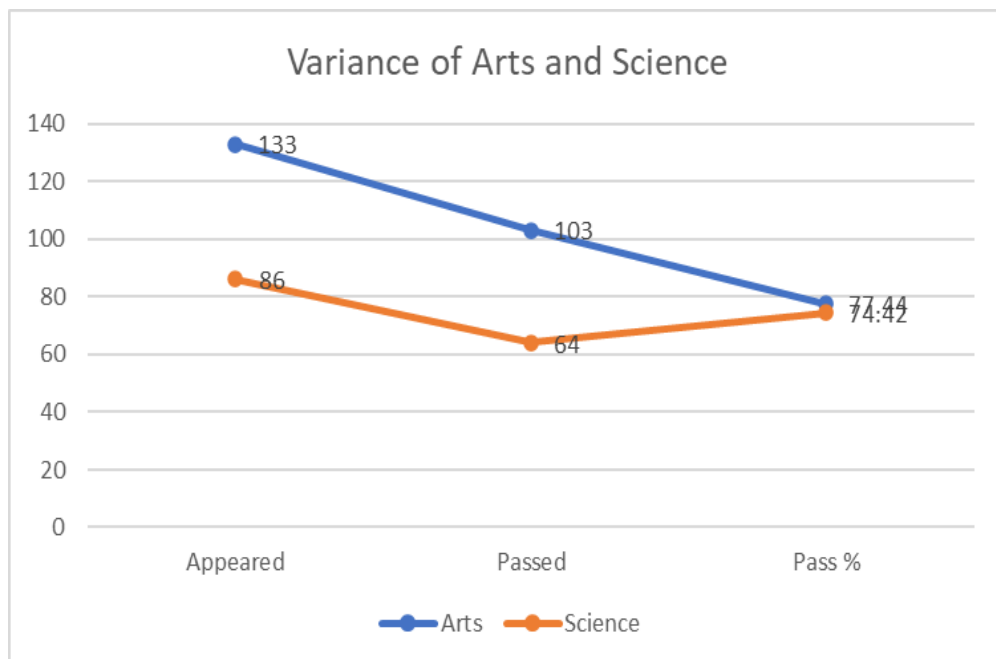


### Variation of Arts and Science

Department	Appeared	Passed	Pass %
Arts	133	103	77.44
Science	86	64	74.42

**Figure No.**

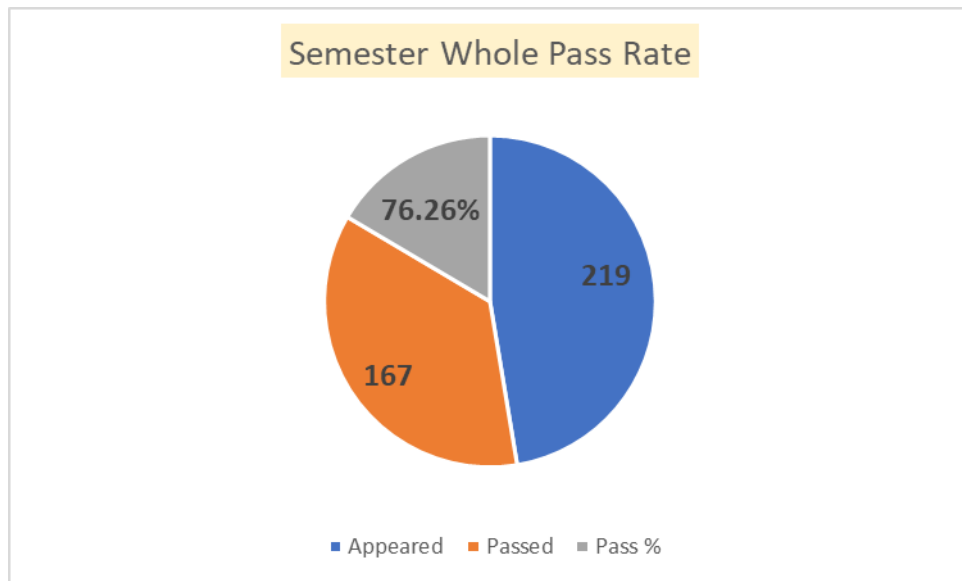
### Variation of Arts and Science



### Overall Semester Pass Rate November-2024

Semester	Appeared	Passed	Pass %
I	219	167	76.26

**Figure No. 9.5**  
Overall Semester Pass Rate December-2024



### Highlights of overall pass rates in Regulation-24 Semester- I exam Dec-2024

- The overall pass percentage of UG courses is 76.26%
- Female students performed better than male students.
- There is a significant difference between the variation of Arts and Science groups; this variation needs to be reduced between the groups.

## Subject-wise Result Analysis for December-2024

### Semester -I

**Sri A S N M GOVT. COLLEGE (AUTONOMOUS), PALAKOL**

Re-accredited by NAAC with 'B+' Grade

I YEAR I SEMESTER RESULT, Dec-2024

Subjectwise Pass Percentage List (CBCS)



Sno	Subject	I SEMESTER		
		APPEARED	PASSED	%
1	(AS003) ANALYTICAL SKILLS	225	225	100.00
2	(ED004) ENTREPRENURSHIP DEVELOPMENT	222	205	92.34
3	(IH005) INDIAN HISTORY	88	82	93.18
4	(PB005) PRINCIPLES OF BIOLOGICAL SCIENCES	134	124	92.54
5	(AB007) INTRODUCTION TO APLIED BIOLOGY	29	29	100.00
6	(AM007) ADVANCES IN MATHEMATICAL, PHYSICAL AND CHEMICAL SC	59	59	100.00
7	(BG007) BUSINESS ORGANISATION	104	104	100.00
8	(CB006) INTRODUCTION OF CLASSICAL BIOLOGY	29	29	100.00
9	(EN001) GENERAL ENGLISH	225	219	97.33
10	(FC006) FUNDAMENTAL OF COMMERCE	104	104	100.00
11	(IS007) PERSPECTIVES ON INDIAN SOCIETY	31	31	100.00
12	(MP006) ESSENTIALS AND APPLICATIONS OF MATHEMATICAL, PHYSI	59	59	100.00
13	(SS006) FUNDAMENTAL OF SOCIAL SCIENCES	31	31	100.00
14	(TE002) GENERAL TELUGU	223	194	87.00

### PERFORMANCE ANALYSIS

It is worth noting that Introduction to Analytical Skills, Applied Biology, Advances in MPCs, Business organization, Classical biology, Fundamental of Commerce, Perspectives on Indian Society, Essentials and Applications of MPC, Fundamental of Social Sciences secured 100% pass. Group Subject Papers Analytical Skills, Communication Skills, Indian History, General English, General Telugu have secured More than 90%. Below 90% pass percentage is noted in General Telugu. Accordingly, the Subject teacher Concerned are informed to take necessary steps in this regard and informed to set target of achieving 100% results.

### **III SEMESTER RESULTS, NOV-2024**

[Notification date :15/10/2024](#)

The III semester theory examinations were conducted from **20<sup>th</sup> November,2024 to 28<sup>th</sup> November,2024** for **159** (registered) students with great confidence setting more than 47 question papers by external experts. About 25 teachers valued the answer scripts for **16** days and the results were duly scrutinized in a meeting of Awards Committee held on **20-12-2024** . About 157(appearing) students passed with an overall pass percentage of **66.88%**.

#### **Table No.**

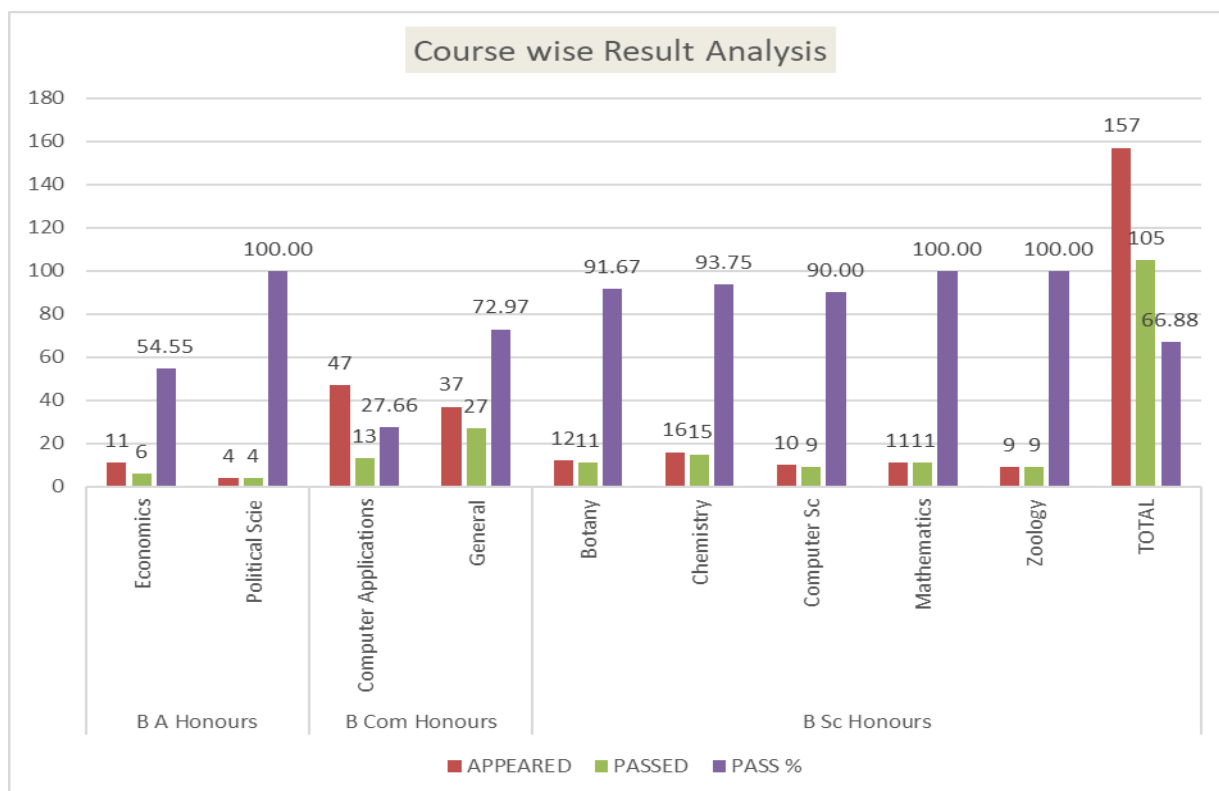
#### **Dates of Examinations, Central Valuation and Publication of Results.**

<b>Continuous Internal Assessment, CIA</b>	
<u><a href="#">I CIA Written Exams</a></u>	19-09-2024 TO 23-09-2024
<u><a href="#">II CIA Written Exams</a></u>	11-11-2024 TO 14-11-2024
<b>Semester Exam</b>	
<u><a href="#">Practicals</a></u>	30-11-2024 TO 02-12-2024
<u><a href="#">Theory</a></u>	20-11-2024 TO 28-11-2024
<b>Valuation</b>	
Foundation Course , Languages, Major, Minor papers	02-12-2024 to 17-12-2024
<b>Publication of Results</b>	
<u><a href="#">III Semester</a></u>	20-12-2024

**Table No.**  
**November-2024 Semester-III Course-wise Result Analysis**

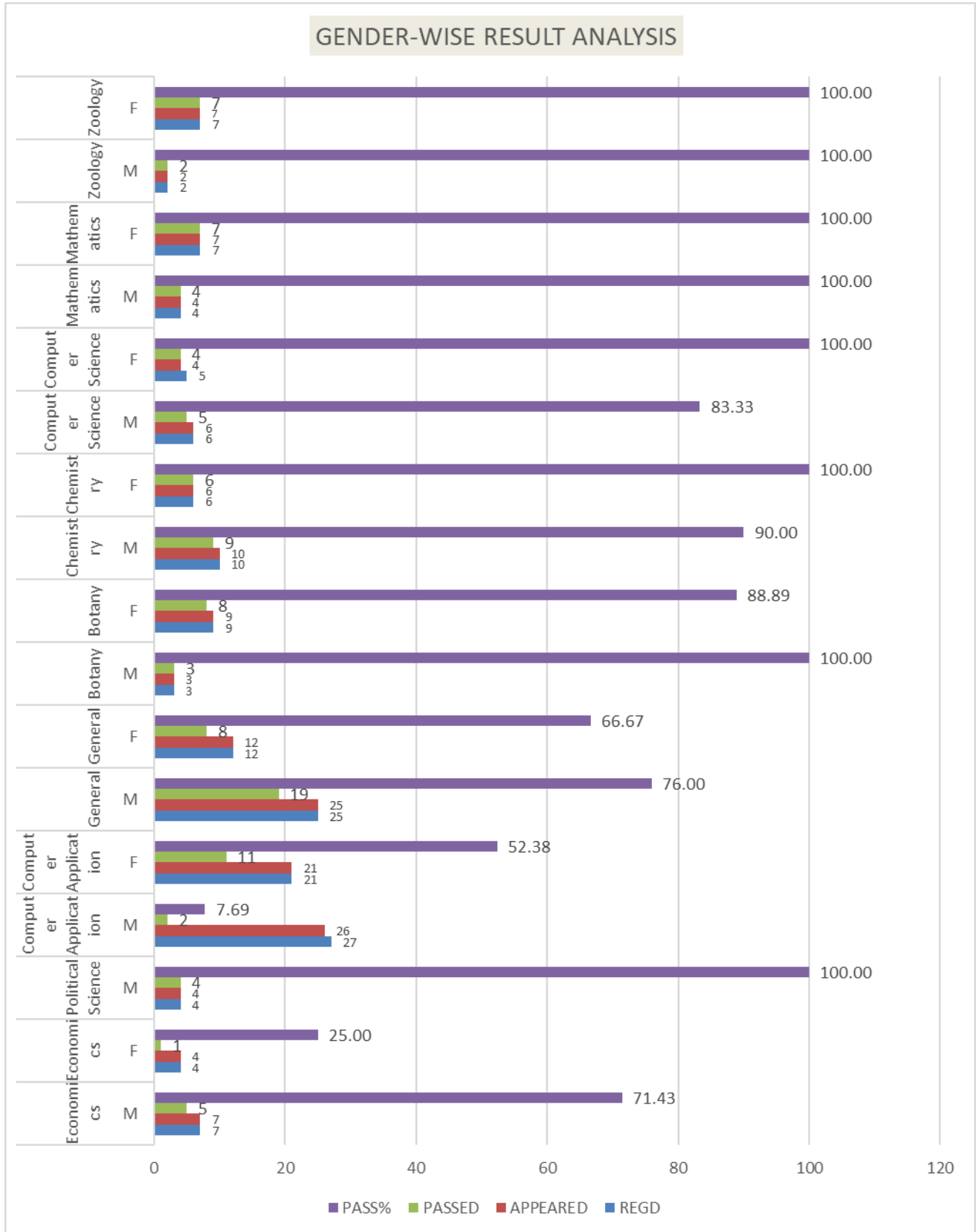
COURSE	GROUP	REGD	APPEARED	PASSED	PASS %
B A Honours	Economics	11	11	6	54.55
	Political Science	4	4	4	100.00
B Com Honours	Computer Applications	48	47	13	27.66
	General	37	37	27	72.97
B Sc Honours	Botany	12	12	11	91.67
	Chemistry	16	16	15	93.75
	Computer Science	11	10	9	90.00
	Mathematics	11	11	11	100.00
	Zoology	9	9	9	100.00
	<b>TOTAL</b>	<b>159</b>	<b>157</b>	<b>105</b>	<b>66.88</b>

**Figure No.**  
**Semester-III Course-wise Result Analysis-November-2024**



**GENDER WISE RESULT ANALYSIS AB 2023-2024  
SEMESTER-III**

<b>COURSE</b>	<b>GROUP</b>	<b>GENDER</b>	<b>REGD</b>	<b>APPEARED</b>	<b>PASSED</b>	<b>PASS%</b>
B A Honours	Economics	M	7	7	5	71.43
	Economics	F	4	4	1	25.00
	Political Science	M	4	4	4	100.00
B Com Honours	Computer Application	M	27	26	2	7.69
	Computer Application	F	21	21	11	52.38
	General	M	25	25	19	76.00
	General	F	12	12	8	66.67
B Sc Honours	Botany	M	3	3	3	100.00
	Botany	F	9	9	8	88.89
	Chemistry	M	10	10	9	90.00
	Chemistry	F	6	6	6	100.00
	Computer Science	M	6	6	5	83.33
	Computer Science	F	5	4	4	100.00
	Mathematics	M	4	4	4	100.00
	Mathematics	F	7	7	7	100.00
	Zoology	M	2	2	2	100.00
	Zoology	F	7	7	7	100.00
			<b>159</b>	<b>157</b>	<b>105</b>	<b>66.88</b>

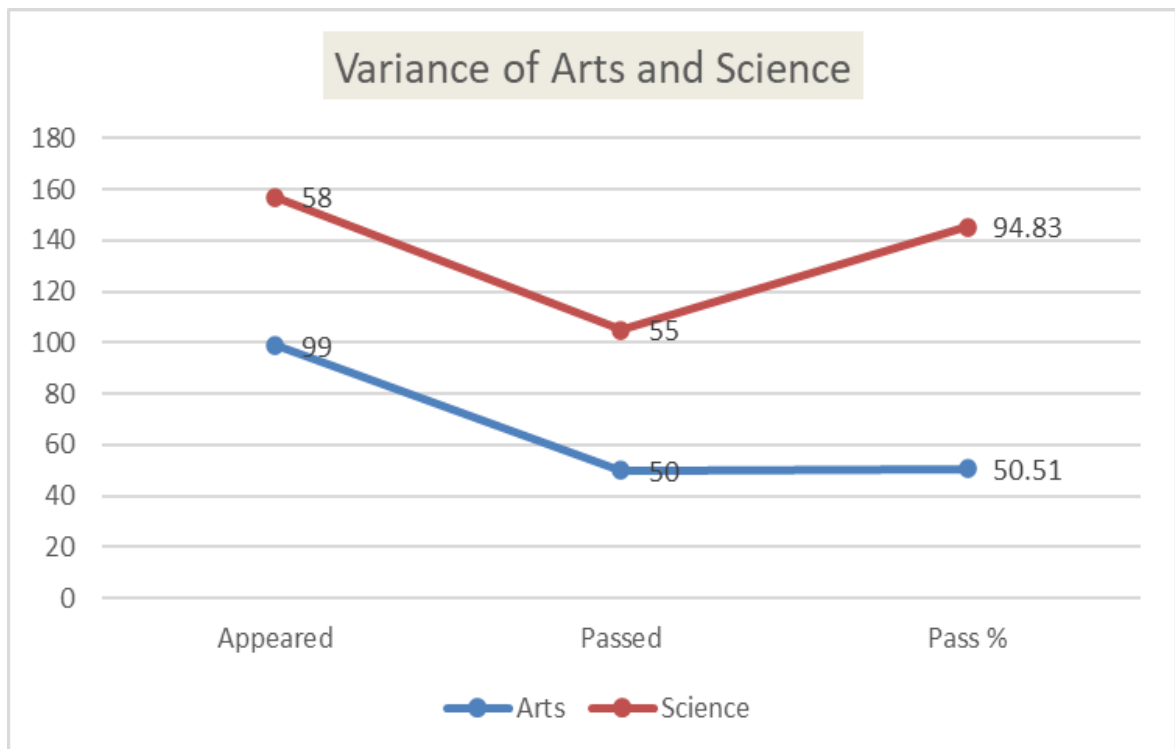


### Variation of Arts and Science

Department	Appeared	Passed	Pass %
Arts	99	50	50.51
Science	58	55	94.83

**Figure No.**

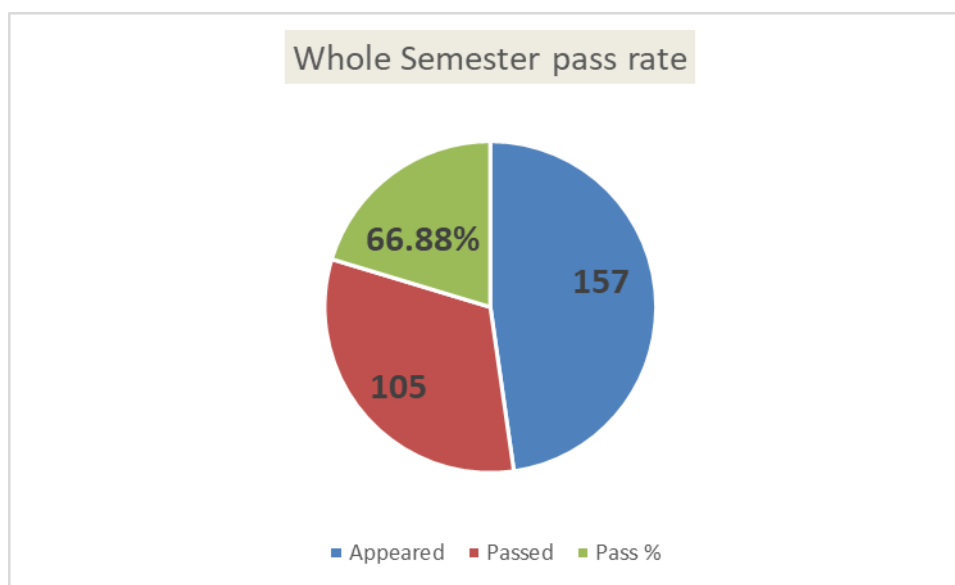
### Variation of Arts and Science



### Overall Semester Pass Rate November-2024

Semester	Appeared	Passed	Pass %
III	157	105	66.88

**Figure No. 9.5**  
Overall Semester Pass Rate November-2024



#### Highlights of overall pass rates in 23 Regulation III-Semester exam NOV -2024

- The overall pass percentage of UG courses is 66.88%
- Female students performed better than male students.
- There is a significant difference between the variation of Arts and Science groups; this variation needs to be reduced between the groups.

**Subject-wise Result Analysis for November-2024**  
**Semester -III**

Sno	Subject	III SEMESTER		
		APPEARED	PASSED	%
1	(ELE043) BASIC ELECTRONICS	100	60	60.00
2	(ICT033) INFORMATION AND COMMUNICATION TECHNOLOGY	159	113	71.07
3	(PMT043) PRINCIPLES OF MANAGEMENT	58	57	98.28
4	(AACAO53) ADVANCED ACCOUNTING	48	41	85.42
5	(AAGL053) ADVANCED ACCOUNTING	37	37	100.00
6	(BLAW073) BUSINESS LAWS	37	37	100.00
7	(BOT023) VASCULAR PLANT	9	9	100.00
8	(BOT053) VASCULAR PLANTS	12	12	100.00
9	(BOT063) PLANT PATHOLOGY AND PLANT DISEASES	12	11	91.67
10	(BOT073) PLANT BREEDING	12	12	100.00
11	(BOT083) PLANT BIOTECHNOLOGY	12	12	100.00
12	(BTP083) BANKING THEORY & PRACTICE	37	37	100.00
13	(CHE023) FUNDAMENTALS IN ORGANIC CHEMISTRY	12	12	100.00
14	(CHE053) FUNDAMENTALS IN ORGANIC CHEMISTRY	16	16	100.00
15	(CHE063) ORGANIC CHEMISTRY (HALOGEN & OXYGEN ORGANIC COM	16	16	100.00
16	(CHE073) PHYSICAL CHEMISTRY-I (SOLUTIONS AND ELECTROCHEMI	16	15	93.75
17	(CHE083) INORGANIC &PHYSICAL CHEMISTRY	16	16	100.00
18	(CS023) OBJECT ORIENTED PROGRAMMING USING JAVA	16	16	100.00
19	(CS053) OBJECT ORIENTED PROGRAMMING USING JAVA	10	9	90.00
20	(CS063) DATA STRUCTURES USING C	10	10	100.00
21	(CS073) COMPUTER ORGANIZATION	11	11	100.00
22	(CS083) OPERATING SYSTEMS	11	10	90.91
23	(DBMS023) DATABASE MANAGEMENT SYSTEM	37	36	97.30
24	(DGMT083) DIGITAL MARKETING	48	39	81.25
25	(ECO053) MACROECONOMICS	11	9	81.82
26	(ECO063) ECONOMIC THOUGHT AND POLITICAL ECONOMY	11	11	100.00
27	(ECO073) DEVELOPMENT ECONOMICS	11	11	100.00
28	(ECO083) PUBLIC ECONOMICS	11	11	100.00
29	(ECW073) E COMMERCE & WEB DESIGNING	48	43	89.58
30	(HIS023) MEDIEVAL INDIAN SOCIETY	15	15	100.00
31	(ITCA063) INCOME TAX	48	42	87.50
32	(ITGL063) INCOME TAX	37	31	83.78
33	(MAT053) GROUP THEORY &PROBLEM SOLVING SESSIONS	11	11	100.00
34	(MAT063) NUMERICAL METHODS & PROBLEM SOLVING SESSIONS	11	11	100.00
35	(MAT073) LAPLACE TRANSFORMS & PROBLEM SOLVING SESSIONS	11	11	100.00
36	(MAT083) SPECIAL FUNCTIONS & PROBLEM SOLVING SESSIONS	11	11	100.00
37	(MBFM023) MONEY, BANKING AND FINANCIAL MARKETS	48	48	100.00
38	(PHY023) OPTICS	11	11	100.00
39	(POL053) POLITICAL INSTITUTIONS	4	4	100.00
40	(POL063) INDIAN CONSTITUTION	4	4	100.00
41	(POL073) WESTERN POLITICAL THOUGHT: ANCIENT & MEDIEVAL	4	4	100.00
42	(POL083) INDIAN FEDERAL SYSTEM	4	4	100.00
43	(STAT023) STATISTICAL METHODS	11	11	100.00
44	(ZLG053) ANIMAL DIVERSITY-II BIOLOGY OF CHORDATES	9	9	100.00
45	(ZLG063) PRINCIPLES OF GENETICS	9	9	100.00
46	(ZLG073) ANIMAL BIOTECHNOLOGY	9	9	100.00
47	(ZLG083) EVOLUTION AND ZOOGEOGRAPHY	9	9	100.00

**PERFORMANCE ANALYSIS**

It is worth noting that Introduction to majority of Subjects secured 100% pass. Principles of Management, Plant pathology, Physical Chemistry-I, Operating Systems, DBMS have secured More than 90%. Lowest pass percentage noted in Basic Electronics. Accordingly, the Subject teacher Concerned are informed to take necessary steps in this regard and informed to set target of achieving 100% results.

## **V SEMESTER RESULTS, JANUARY, 2024**

[Notification date :15/10/2024](#)

The V semester examinations were conducted from 20<sup>th</sup> November, 2024 to 28<sup>th</sup> November, 2024 for **150** (registered) students with great confidence setting more than 30 question papers by external experts. About 15 teachers valued the answer scripts for **16** days and the results were duly scrutinized in a meeting of Awards Committee held on **20-12-2024**. About 148 (appearing) students passed with an overall pass percentage of 91.89%.

### **Table No.**

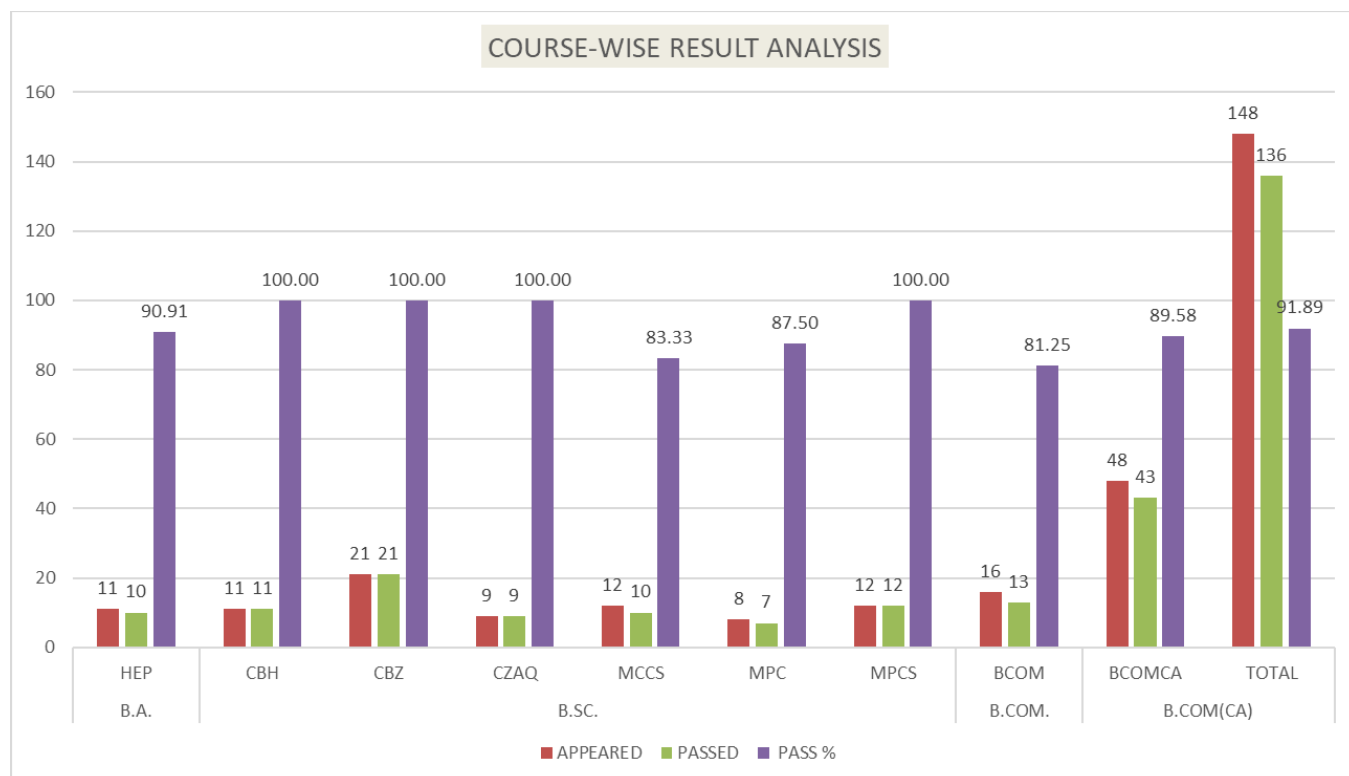
#### **Dates of Examinations, Central Valuation and Publication of Results.**

<b>Continuous Internal Assessment, CIA</b>	
<u><a href="#">I CIA Written Exams</a></u>	19-09-2024 to 23-09-2024
<u><a href="#">II CIA Written Exams</a></u>	11-11-2024 to 14-11-2024
<b>Semester Exam</b>	
<u><a href="#">Practicals</a></u>	27-11-2024 to 30-11-2024
<u><a href="#">Theory</a></u>	20-11-2024 TO 28-11-2024
<b>Valuation</b>	
Foundation Course , Languages, Major, Minor papers	30-11-2024 to 17-12-2024
<b>Publication of Results</b>	
<u><a href="#">V Semester</a></u>	20-12-2024

**Table No.**  
**November-2024 Semester-V Course-wise Result Analysis**

COURSE	GROUP	REGD.	APPEARED	PASSED	PASS %
<b>B.A.</b>	HEP	11	11	10	90.91
<b>B.SC.</b>	CBH	11	11	11	100.00
	CBZ	21	21	21	100.00
	CZAT	9	9	9	100.00
	MCCS	12	12	10	83.33
	MPC	8	8	7	87.50
	MPCS	13	12	12	100.00
<b>B.COM.</b>	GENERAL	16	16	13	81.25
	COMPUTER APPLICATIONS	49	48	43	89.58
<b>TOTAL</b>		150	148	136	91.89

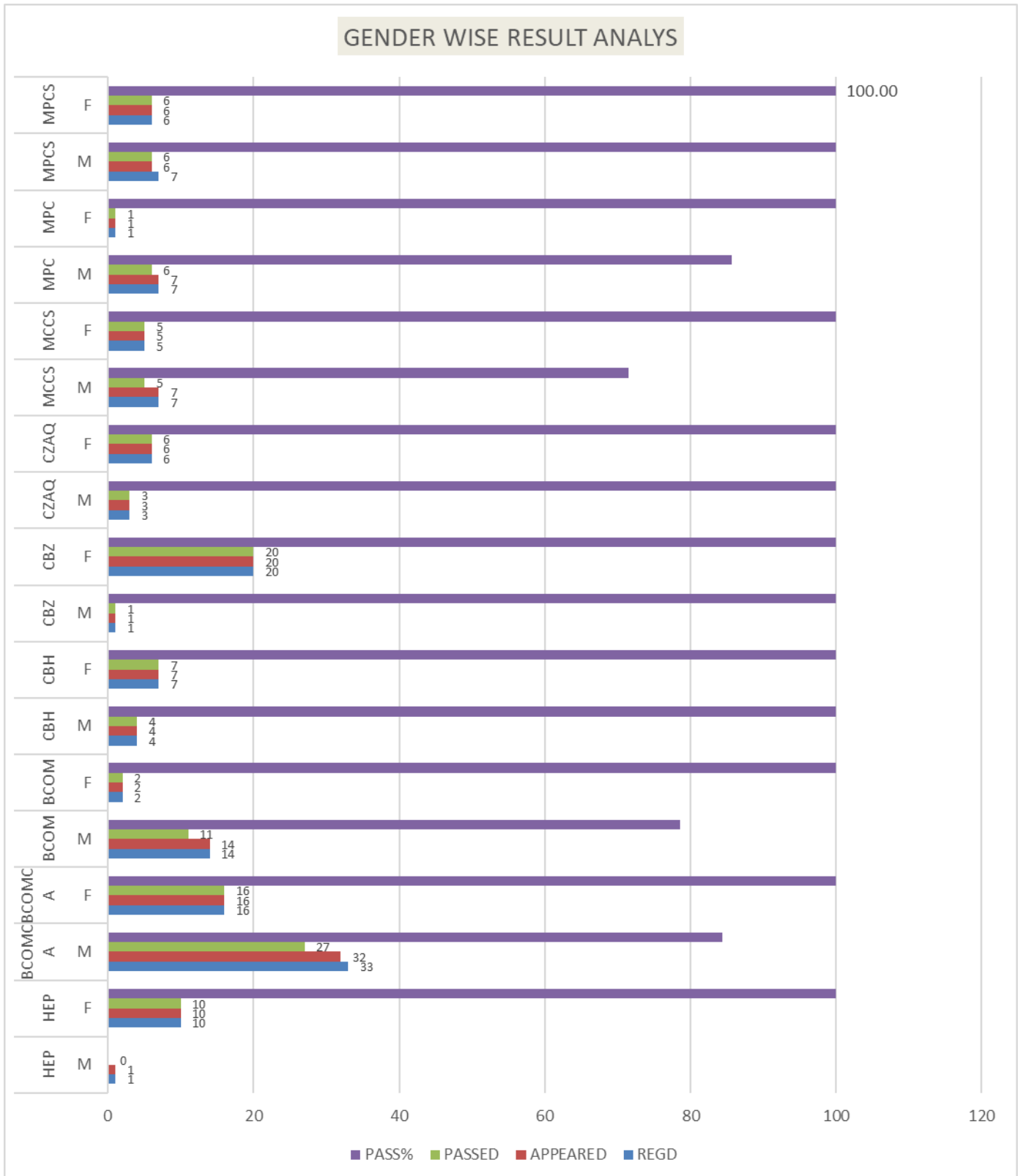
**Figure No.**  
**Semester-V Course-wise Result Analysis- November-2024**



**GENDER WISE RESULT ANALYSIS AB 2022-2023**  
**SEMESTER-V**

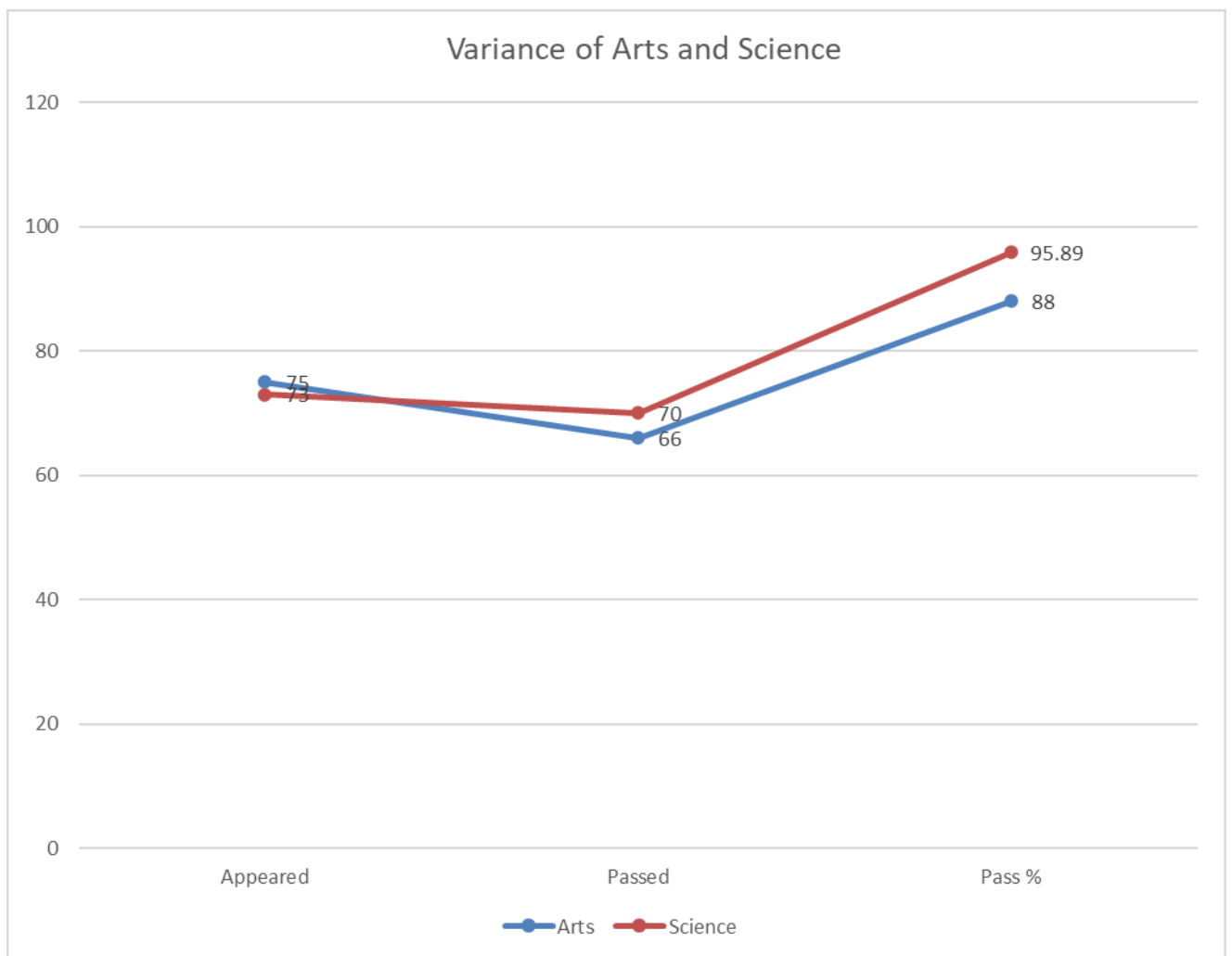
<b>COURSE</b>	<b>GROUP</b>	<b>GENDER</b>	<b>REGD</b>	<b>APPEARED</b>	<b>PASSED</b>	<b>PASS%</b>
B.A.	HEP	M	1	1	0	0.00
B.A.	HEP	F	10	10	10	100.00
B.COM(CA)	BCOMCA	M	33	32	27	84.38
B.COM(CA)	BCOMCA	F	16	16	16	100.00
B.COM.	BCOM	M	14	14	11	78.57
B.COM.	BCOM	F	2	2	2	100.00
B.SC.	CBH	M	4	4	4	100.00
B.SC.	CBH	F	7	7	7	100.00
B.SC.	CBZ	M	1	1	1	100.00
B.SC.	CBZ	F	20	20	20	100.00
B.SC.	CZAQ	M	3	3	3	100.00
B.SC.	CZAQ	F	6	6	6	100.00
B.SC.	MCCS	M	7	7	5	71.43
B.SC.	MCCS	F	5	5	5	100.00
B.SC.	MPC	M	7	7	6	85.71
B.SC.	MPC	F	1	1	1	100.00
B.SC.	MPCS	M	7	6	6	100.00
B.SC.	MPCS	F	6	6	6	100.00

**GENDER WISE RESULT ANALYSIS AB 2022-2023  
SEMESTER-V**



**Variation of Arts and Science**

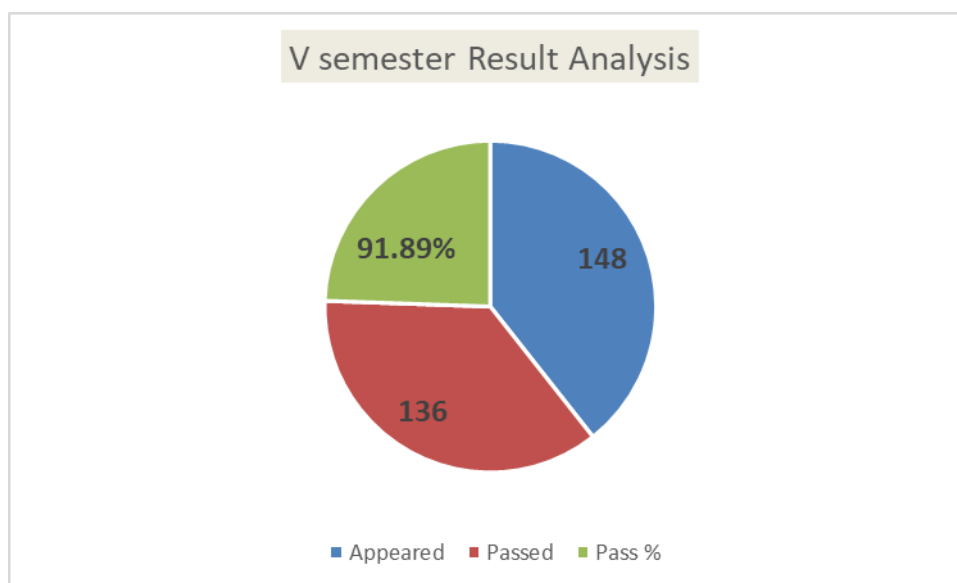
Department	Appeared	Passed	Pass %
Arts	75	66	88.00
Science	73	70	95.89

**Figure No.****Variation of Arts and Science**

**Overall Semester Pass Rate November-2024**

Semester	Appeared	Passed	Pass %
V	148	136	91.89

**Figure No.**  
**Overall Semester Pass Rate November-2024**

**Highlights of overall pass rates in 22<sup>nd</sup> Regulation V-Semester exam November2024**

- The overall pass percentage of UG courses is 91.89%
- Female students performed better than male students.
- There is a significant difference between the variation of Arts and Science groups; this variation needs to be reduced between the groups.

### Subject-wise Result Analysis for November-2024

Sno	Subject	V SEMESTER		
		APPEARED	PASSED	%
1	(AQUA60-6A) AQUACULTURE TECHNOLOGY -6A	9	9	100.00
2	(AQUA60-7A) AQUACULTURE TECHNOLOGY -7A	9	9	100.00
3	(BOT60-6A) BOTANY -6A	32	32	100.00
4	(BOT60-7A) BOTANY -7A	32	32	100.00
5	(CCT60-19A) COST CONTROL TECHNIQUES	65	65	100.00
6	(CHE60-6B) CHEMISTRY -6B	61	61	100.00
7	(CHE60-7B) CHEMISTRY -7B	61	61	100.00
8	(CS60-6A) COMPUTER SCIENCE -6A	25	25	100.00
9	(CS60-7A) COMPUTER SCIENCE -7A	25	25	100.00
10	(DGTM60-16C) DIGITAL MARKETING	16	14	87.50
11	(ECAP60-6C) E-COMMERCE APPLICATION DEVELOPMENT	49	49	100.00
12	(ECO60-6C) ECONOMICS -6C	11	11	100.00
13	(ECO60-7C) ECONOMICS -7C	11	11	100.00
14	(GICP60-21B) GENERAL INSURANCE WITH PRACTICE	65	65	100.00
15	(HC60-6D) HORTICULTURE -6D	11	11	100.00
16	(HC60-7D) HORTICULTURE -7D	11	11	100.00
17	(HIS60-6B) HISTORY -6B	11	10	90.91
18	(HIS60-7B) HISTORY -7B	11	11	100.00
19	(LICP60-20B) LIFE INSURANCE WITH PRACTICE	65	65	100.00
20	(MA60-18A) MANAGEMENT ACCOUNTING	65	58	89.23
21	(MAT60-6A) MATHEMATICS -6A	33	29	87.88
22	(MAT60-7A) MATHEMATICS -7A	33	33	100.00
23	(PHY60-6B) PHYSICS -6B	21	21	100.00
24	(PHY60-7B) PHYSICS -7B	21	21	100.00
25	(POL60-6B) POLITICAL SCIENCE -6B	11	10	90.91
26	(POL60-7B) POLITICAL SCIENCE -7B	11	10	90.91
27	(RTGS60-7C) REAL TIME GOVERNANCE SYSTEM	49	49	100.00
28	(SRCM60-17C) SERVICE MARKETING	16	16	100.00
29	(ZOO60-6A) ZOOLOGY -6A	30	30	100.00
30	(ZOO60-7A) ZOOLOGY -7A	30	30	100.00

### Semester -V

#### PERFORMANCE ANALYSIS

It is worth noting that Introduction to Aquaculture Technology, Botany, Cost Control Techniques, Chemistry, Computer Science, E-Commerce, Economics, Horticulture, Physics, RTGS, Service Marketing, Zoology secured 100% pass. History -6B, Political Science have secured More than 90%. Accordingly, the Subject teacher Concerned are informed to take necessary steps in this regard and informed to set target of achieving 100% results.

**Revaluation of III, V (Reg& Sup) and I (Honours) semesters:**

<b>Semester No.</b>	<b>No. of Students Applied</b>	<b>No. of Papers Applied</b>	<b>Passed</b>	<b>Regular</b>	<b>Supplementary</b>
<b>III</b>	11	03	06	06	nil
<b>V</b>	05	05	03	02	01
<b>I (honours)</b>	04	03	03	03	nil

## **II SEMESTER(HONOURS) RESULTS, APRIL 2025**

[Notification date : 18/03/2025](#)

The II semester (Honours) examinations were conducted from **28<sup>th</sup> April,2025** to **05<sup>th</sup> April,2025** for **215** (registered) students with great confidence setting more than 30 question papers by external experts. About well experienced Lecturers valued the answer scripts for **07** days and the results were duly scrutinized in a meeting of Awards Committee held on **17-07-2025**. About 213(appearing) students passed with an overall pass percentage of **67.61% (with CSP)**.

### **Table No.**

#### **Dates of Examinations, Central Valuation and Publication of Results.**

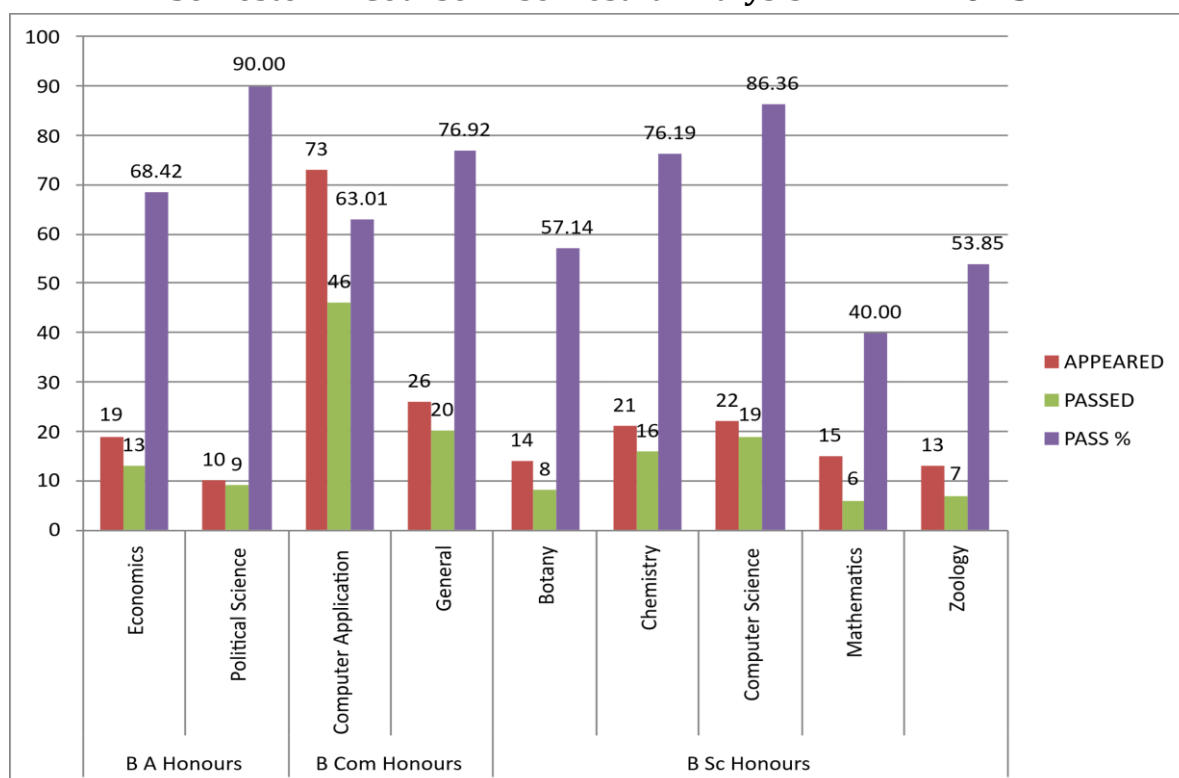
<b>Continuous Internal Assessment, CIA</b>	
<a href="#">I CIA Written Exams</a>	19-02-2025 to 22-02-2025
<a href="#">II CIA Written Exams</a>	21-04-2025 to 24-04-2025
<b>Semester Exam</b>	
<a href="#">Practicals</a>	06-05-2025 to 07-05-2025
<a href="#">Theory</a>	28-04-2025 to 05-05-2025
<a href="#">Community Service Project</a>	09-07-2025
<b>Valuation</b>	
Foundation Course, Languages, Major, Allied, Elective	08-05-2025 to 15-05-2025
<b>Publication of Results</b>	
<a href="#">II Semester(Honours)</a>	17-07-2025

**SEMESTER-II****Month & Year: APRIL-2025****Regulation: 24**

**Table No.**  
**APRIL-2025 Semester-II Course-wise Result Analysis**

COURSE	GROUP	REGD.	APPEARED	PASSED	PASS %
B A Honours	Economics	20	19	13	68.42
	Political Science	10	10	9	90.00
B Com Honours	Computer Application	74	73	46	63.01
	General	26	26	20	76.92
B Sc Honours	Botany	14	14	8	57.14
	Chemistry	21	21	16	76.19
	Computer Science	22	22	19	86.36
	Mathematics	15	15	6	40.00
	Zoology	13	13	7	53.85
	<b>TOTAL</b>	<b>215</b>	<b>213</b>	<b>144</b>	<b>67.61%</b>

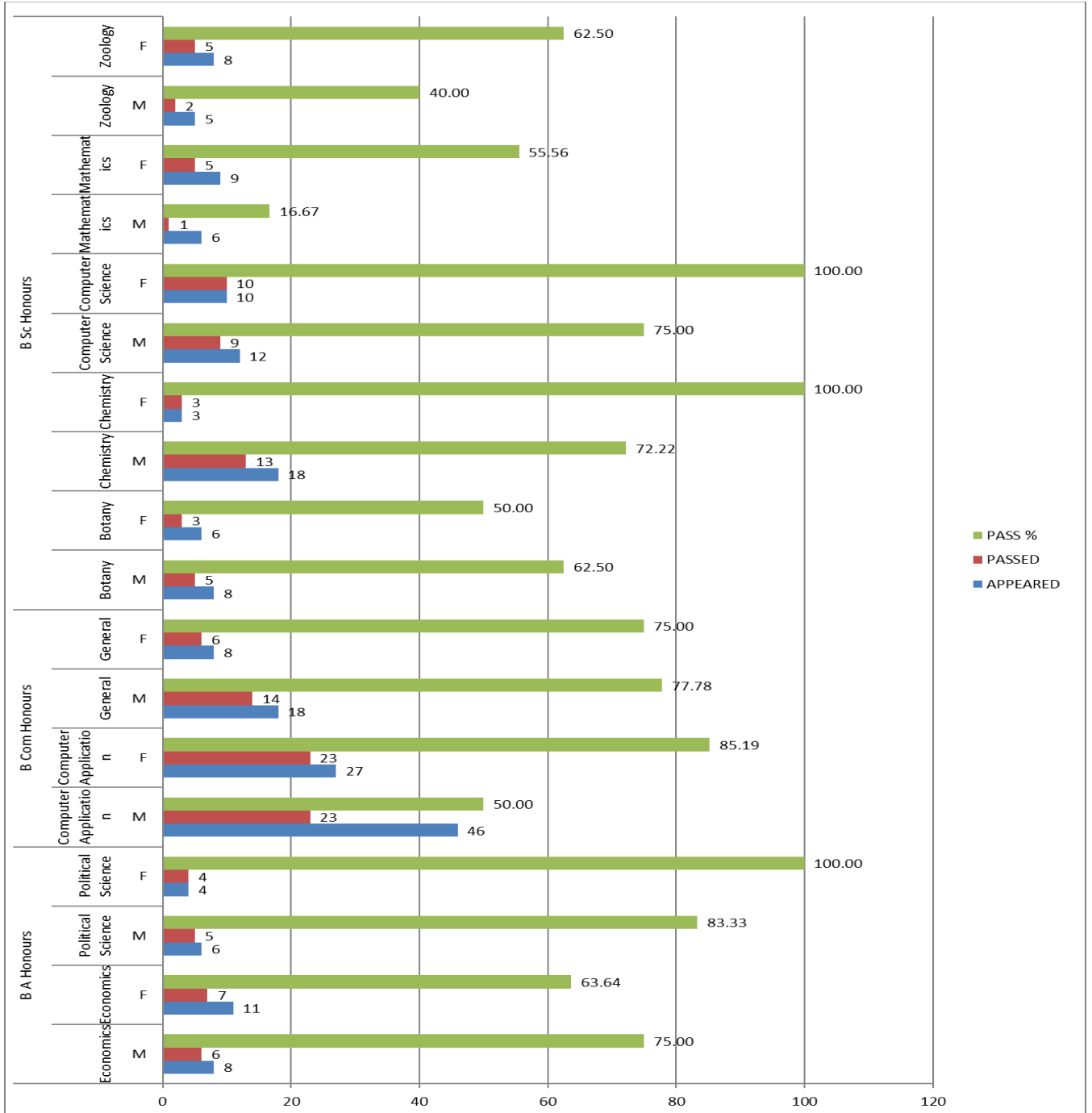
**Figure No.**  
**Semester-II Course-wise Result Analysis APRIL-2025**



**GENDER WISE RESULT ANALYSIS AB 2024-2025  
SEMESTER-II (Honours)**

<b>COURSE</b>	<b>GROUP</b>	<b>GENDER</b>	<b>APPEARED</b>	<b>PASSED</b>	<b>PASS %</b>
<b>B A Honours</b>	<b>Economics</b>	<b>M</b>	<b>8</b>	<b>6</b>	<b>75.00</b>
	<b>Economics</b>	<b>F</b>	<b>11</b>	<b>7</b>	<b>63.64</b>
	<b>Political Science</b>	<b>M</b>	<b>6</b>	<b>5</b>	<b>83.33</b>
	<b>Political Science</b>	<b>F</b>	<b>4</b>	<b>4</b>	<b>100.00</b>
<b>B Com Honours</b>	<b>Computer Application</b>	<b>M</b>	<b>46</b>	<b>23</b>	<b>50.00</b>
	<b>Computer Application</b>	<b>F</b>	<b>27</b>	<b>23</b>	<b>85.19</b>
	<b>General</b>	<b>M</b>	<b>18</b>	<b>14</b>	<b>77.78</b>
	<b>General</b>	<b>F</b>	<b>8</b>	<b>6</b>	<b>75.00</b>
<b>B Sc Honours</b>	<b>Botany</b>	<b>M</b>	<b>8</b>	<b>5</b>	<b>62.50</b>
	<b>Botany</b>	<b>F</b>	<b>6</b>	<b>3</b>	<b>50.00</b>
	<b>Chemistry</b>	<b>M</b>	<b>18</b>	<b>13</b>	<b>72.22</b>
	<b>Chemistry</b>	<b>F</b>	<b>3</b>	<b>3</b>	<b>100.00</b>
	<b>Computer Science</b>	<b>M</b>	<b>12</b>	<b>9</b>	<b>75.00</b>
	<b>Computer Science</b>	<b>F</b>	<b>10</b>	<b>10</b>	<b>100.00</b>
	<b>Mathematics</b>	<b>M</b>	<b>6</b>	<b>1</b>	<b>16.67</b>
	<b>Mathematics</b>	<b>F</b>	<b>9</b>	<b>5</b>	<b>55.56</b>
<b>Zoology</b>	<b>M</b>	<b>5</b>	<b>2</b>	<b>40.00</b>	
<b>Zoology</b>	<b>F</b>	<b>8</b>	<b>5</b>	<b>62.50</b>	

**GENDER WISE RESULT ANALYSIS AB 2024-2025  
SEMESTER-II**

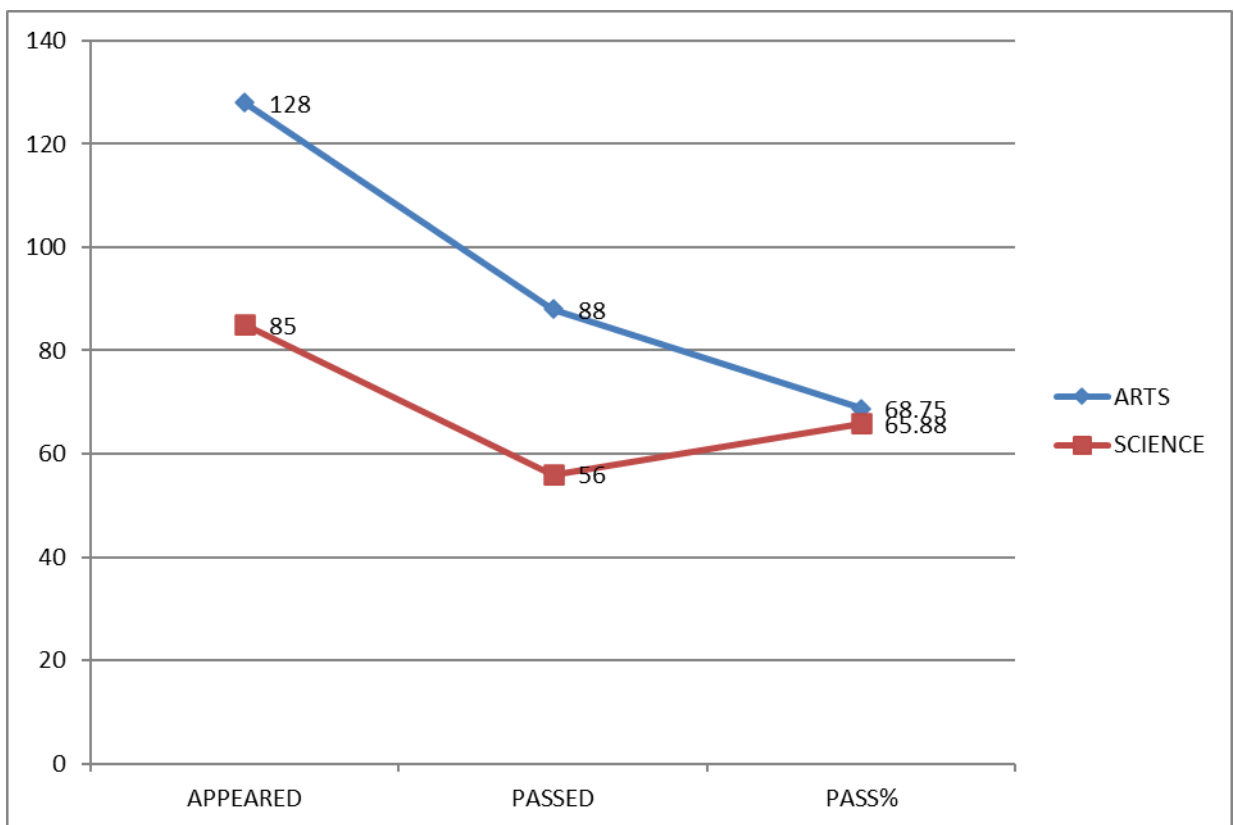


### Variation of Arts and Science

DEPARTMENT	APPEARED	PASSED	PASS%
ARTS	128	88	68.75
SCIENCE	85	56	65.88

Figure No.

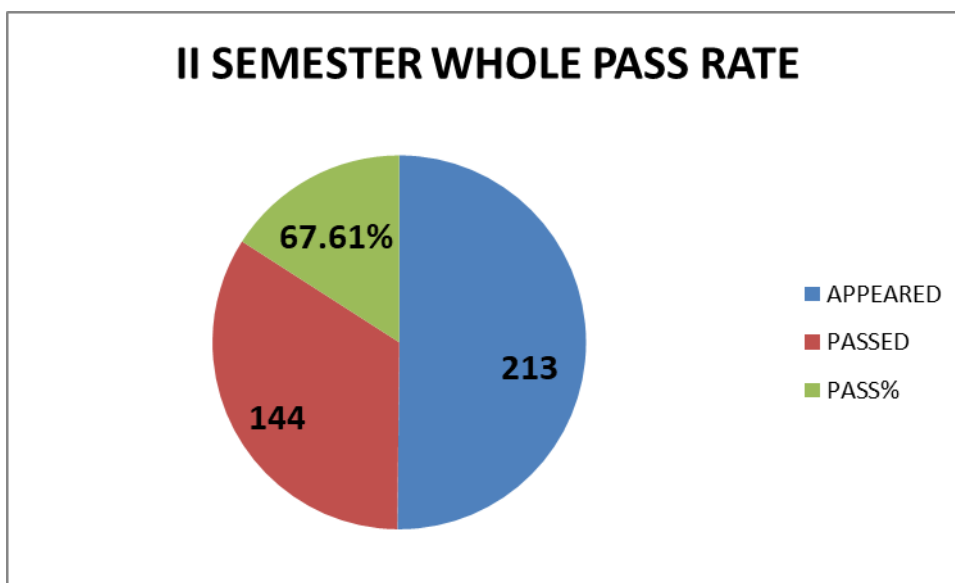
### Variation of Arts and Science



### Overall Semester Pass Rate April-2025

SEMESTER	APPEARED	PASSED	PASS%
II	213	144	67.61

**Figure No. 9.5**  
Overall Semester Pass Rate April-2025



#### Highlights of overall pass rates in Regulation-24 Semester- II exam April- 2025

- The overall pass percentage of UG courses is 67.61%
- Female students performed better than male students.
- There is a significant difference between the variation of Arts and Science groups; this variation needs to be reduced between the groups.

**Subject-wise Result Analysis for April-2025****Semester -II**

SNO	PCODE	PNAME	APPEARED	PASSED	PERCENTAGE
1	BMT042	BUSINESS MANAGEMENT	26	25	96.15
2	BOT012	NON-VASCULAR PLANTS	13	13	100
3	BOT032	NON-VASCULAR PLANTS	14	14	100
4	BOT042	ORIGIN OG LIFE AND DIVERSITY OF MICROBES	14	14	100
5	BWG012	BUSINESS WRITING	215	206	95.81
6	CHE012	GENERAL AND INORGANIC CHEMISTRY	14	12	85.71
7	CHE032	GENERAL AND INORGANIC CHEMISTRY	21	21	100
8	CHE042	INORGANIC CHEMISTRY -I	21	21	100
9	CS012	PROBLEM SOLVING USING C	21	21	100
10	CS032	PROBLEM SOLVING USING C	22	21	95.45
11	CS042	DIGITAL LOGIC DESIGN	22	22	100
12	DLR022	DIGITAL LITERACY	215	177	82.33
13	ECO032	MICROECONOMICS	20	19	95
14	ECO042	MATHEMATICAL METHODS FOR ECONOMICS	20	20	100
15	ENG012	GENERAL ENGLISH	215	197	91.63
16	FACA032	FINANCIAL ACCOUNTING	74	74	100
17	FAGL032	FINANCIAL ACCOUNTING	26	23	88.46
18	HIS012	SCIENCE AND HUMAN PAST	30	30	100
19	MAT032	DIFFERECIAL EQUATIONS & PROBLEM SOLVING SESSIONS	15	15	100
20	MAT042	ANALYTICAL SOLID GEOMETRY & PROBLEM SOLVING SESSIONS	15	15	100
21	OAT012	OFFICE AUTOMATION TOOLS	26	25	96.15
22	OAT042	OFFICE AUTOMATION TOOLS	74	74	100
23	PHY012	MECHANICS OF PROPERTIES OF MATTER	22	20	90.91
24	POL032	FUNDAMENTAL OF POLITICAL SCIENCE	10	10	100
25	POL042	CONCEPTS & IDEOLOGIES OF POLITICAL SCIENCE	10	10	100
26	PPM012	PRINCIPLES OF MANAGEMENT	74	72	97.3
27	STA012	DESCRIPTIVE STATISTICS	15	15	100
28	TEL022	GENERAL TELUGU	215	208	96.74
29	ZLG032	ANIMAL DIVERSITY-I BIOLOGY OF NONCHORDATES	13	13	100
30	ZLG042	CELL AND MOLECULAR BIOLOGY	13	13	100

**PERFORMANCE ANALYSIS**

It is worth noting that Introduction to Botany (Major & Minor), Chemistry (Major), Maths Major, Political Science Major, Zoology Major subjects secured 100% pass. Business Management, General Telugu, Principles of Management, Physics minor subjects have secured More than 90%. Below 90% pass percentage is noted in Chemistry minor, Digital literacy. Accordingly, the Subject teacher Concerned are informed to take necessary steps in this regard and informed to set target of achieving 100% results.

## **IV SEMESTER RESULTS, APRIL 2025**

[Notification date : 18/03/2025](#)

The IV semester theory examinations were conducted from **09<sup>th</sup> April, 2025 to 19<sup>th</sup> April, 2025** for **157** (registered) students with great confidence setting more than 46 question papers by external experts. About well experienced Lecturers valued the answer scripts for **08** days and the results were duly scrutinized in a meeting of Awards Committee held on **17-07-2025**. About 154 (appearing) students passed with an overall pass percentage of **87.66% (with Short\_term Internship)**.

### **Table No.**

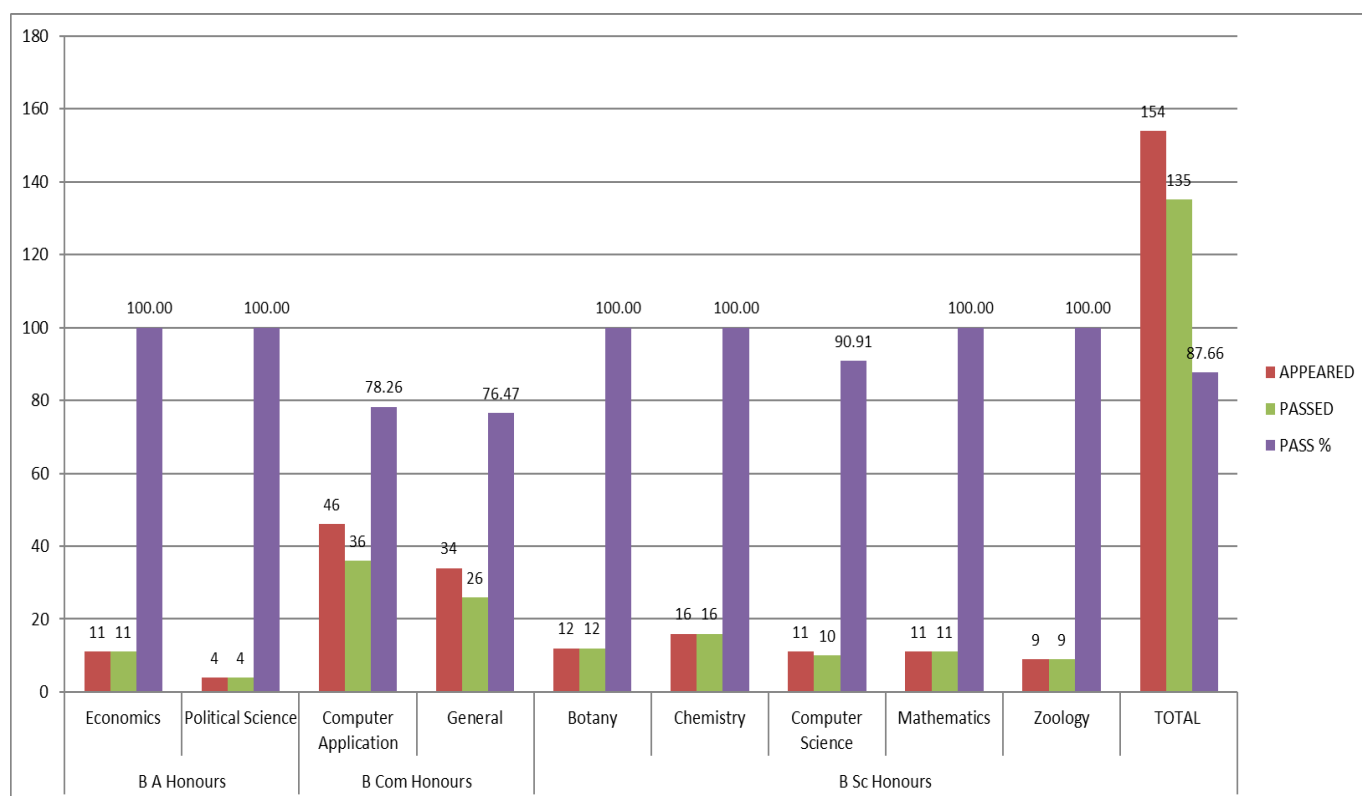
#### **Dates of Examinations, Central Valuation and Publication of Results.**

<b>Continuous Internal Assessment, CIA</b>	
<u><a href="#">I CIA Written Exams</a></u>	19-02-2025 to 22-02-2025
<u><a href="#">II CIA Written Exams</a></u>	01-04-2025 to 03-04-2025
<b>Semester Exam</b>	
<u><a href="#">Practicals</a></u>	21-04-2025 to 24-04-2025
<u><a href="#">Theory</a></u>	09-04-2025 to 19-04-2025
<u><a href="#">Short Term Internship</a></u>	08-07-2025
<b>Valuation</b>	
Foundation Course , Languages, Major, Minor papers	25-04-2025 to 28-04-2025
<b>Publication of Results</b>	
<u><a href="#">IV Semester</a></u>	17-07-2025

**Table No.**  
**APRIL-2025 Semester-IV Course-wise Result Analysis**

COURSE	GROUP	REGD.	APPEARED	PASSED	PASS %
B A Honours	Economics	11	11	11	100.00
	Political Science	4	4	4	100.00
B Com Honours	Computer Application	47	46	36	78.26
	General	36	34	26	76.47
B Sc Honours	Botany	12	12	12	100.00
	Chemistry	16	16	16	100.00
	Computer Science	11	11	10	90.91
	Mathematics	11	11	11	100.00
	Zoology	9	9	9	100.00
	<b>TOTAL</b>	<b>157</b>	<b>154</b>	<b>135</b>	<b>87.66%</b>

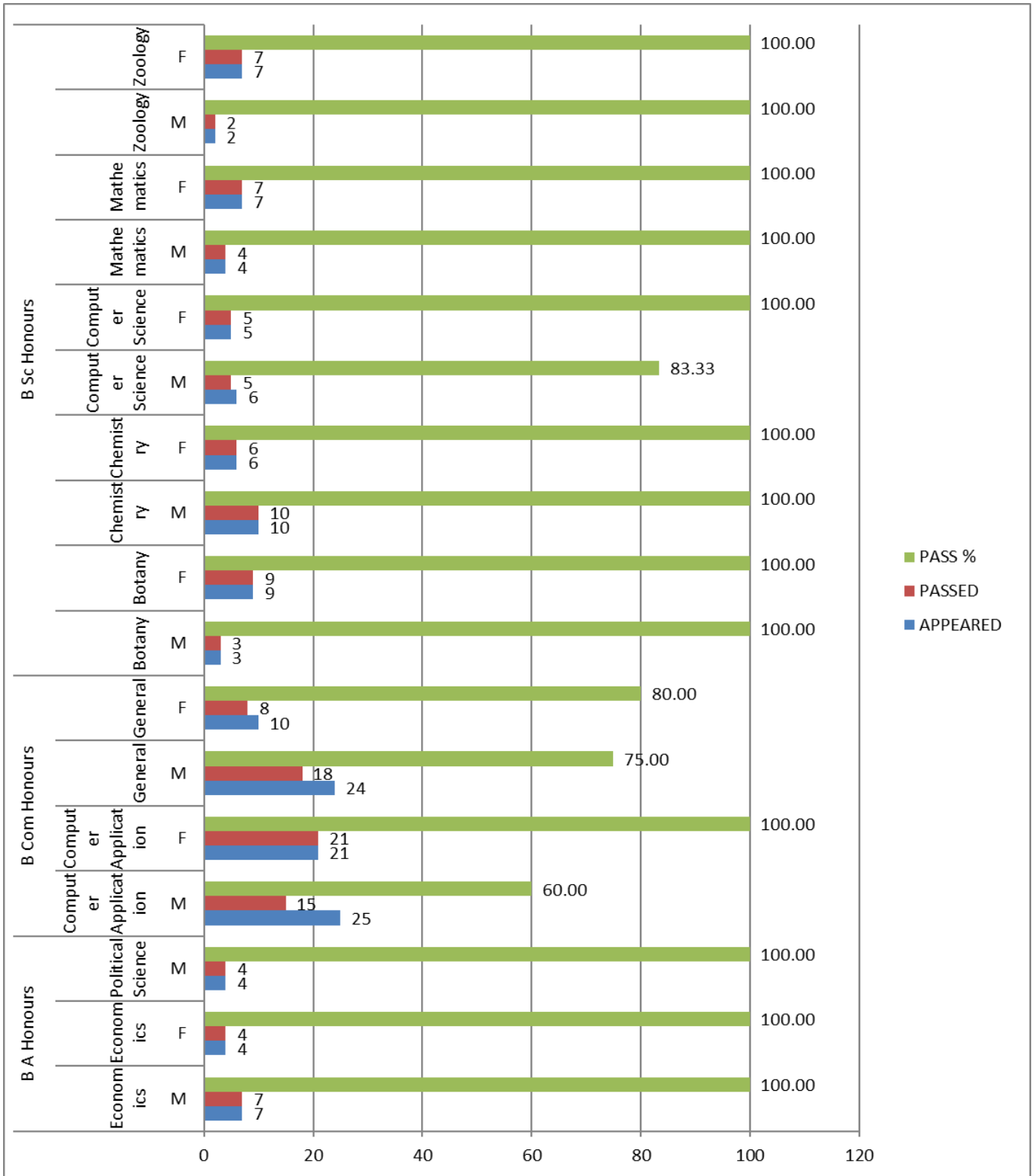
**Figure No.**  
**Semester-IV Course-wise Result Analysis- April-2025**



**GENDER WISE RESULT ANALYSIS AB 2023-2024  
SEMESTER-IV**

<b>COURSE</b>	<b>GROUP</b>	<b>GENDER</b>	<b>APPEARED</b>	<b>PASSED</b>	<b>PASS %</b>
<b>B A Honours</b>	<b>Economics</b>	<b>M</b>	<b>7</b>	<b>7</b>	<b>100.00</b>
	<b>Economics</b>	<b>F</b>	<b>4</b>	<b>4</b>	<b>100.00</b>
	<b>Political Science</b>	<b>M</b>	<b>4</b>	<b>4</b>	<b>100.00</b>
<b>B Com Honours</b>	<b>Computer Application</b>	<b>M</b>	<b>25</b>	<b>15</b>	<b>60.00</b>
	<b>Computer Application</b>	<b>F</b>	<b>21</b>	<b>21</b>	<b>100.00</b>
	<b>General</b>	<b>M</b>	<b>24</b>	<b>18</b>	<b>75.00</b>
	<b>General</b>	<b>F</b>	<b>10</b>	<b>8</b>	<b>80.00</b>
<b>B Sc Honours</b>	<b>Botany</b>	<b>M</b>	<b>3</b>	<b>3</b>	<b>100.00</b>
	<b>Botany</b>	<b>F</b>	<b>9</b>	<b>9</b>	<b>100.00</b>
	<b>Chemistry</b>	<b>M</b>	<b>10</b>	<b>10</b>	<b>100.00</b>
	<b>Chemistry</b>	<b>F</b>	<b>6</b>	<b>6</b>	<b>100.00</b>
	<b>Computer Science</b>	<b>M</b>	<b>6</b>	<b>5</b>	<b>83.33</b>
	<b>Computer Science</b>	<b>F</b>	<b>5</b>	<b>5</b>	<b>100.00</b>
	<b>Mathematics</b>	<b>M</b>	<b>4</b>	<b>4</b>	<b>100.00</b>
	<b>Mathematics</b>	<b>F</b>	<b>7</b>	<b>7</b>	<b>100.00</b>
	<b>Zoology</b>	<b>M</b>	<b>2</b>	<b>2</b>	<b>100.00</b>
	<b>Zoology</b>	<b>F</b>	<b>7</b>	<b>7</b>	<b>100.00</b>
	<b>Total</b>		<b>154</b>	<b>135</b>	<b>87.66</b>

**Figure No.**  
**GENDER WISE RESULT ANALYSIS AB 2023-2024**  
**SEMESTER-IV**

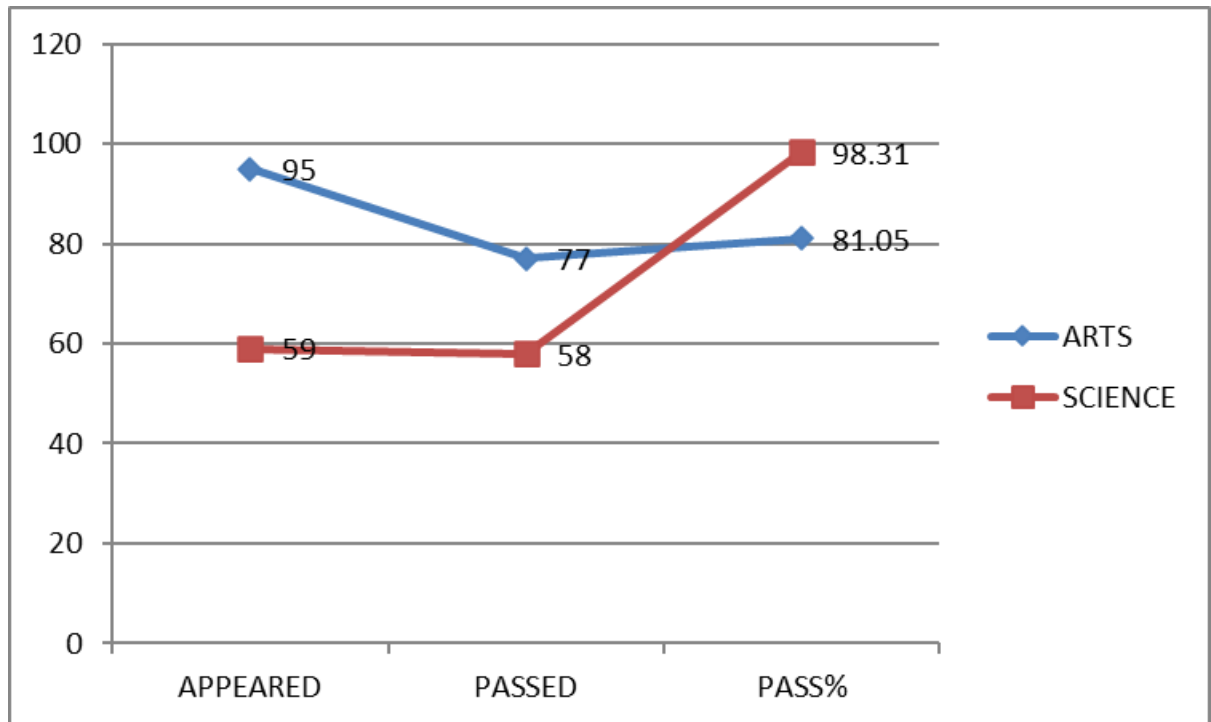


### Variation of Arts and Science

DEPARTMENT	APPEARED	PASSED	PASS%
ARTS	95	77	81.05
SCIENCE	59	58	98.31

**Figure No.**

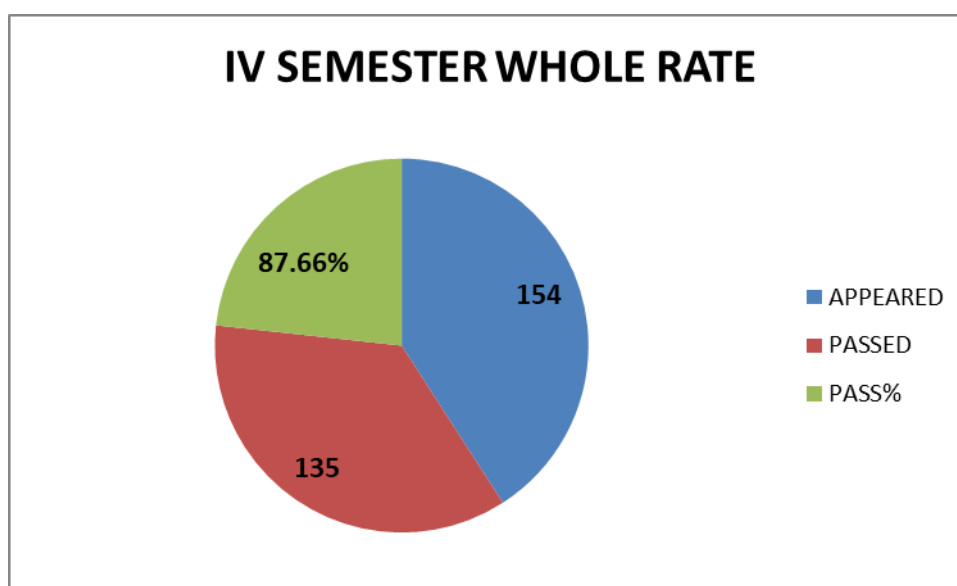
### Variation of Arts and Science



### Overall Semester Pass Rate April-2025

SEMESTER	APPEARED	PASSED	PASS%
IV	154	135	87.66

**Figure No.**  
**Overall Semester Pass Rate April-2025**



#### Highlights of overall pass rates in 23 Regulation IV-Semester exam April-2025

- The overall pass percentage of UG courses is 87.66%
- Female students performed better than male students.
- There is a significant difference between the variation of Arts and Science groups; this variation needs to be reduced between the groups.

**Subject-wise Result Analysis for April-2025**  
**Semester -IV**

SNO	PCODE	PNAME	APPEARED	PASSED	PERCENTAGE
1	AUD114	AUDITING	34	34	100
2	BOT034	ANATOMY AND EMBRYOLOGY OF ANGIOSPERMS	9	9	100
3	BOT044	PLANT ECOLOGY, BIODIVERSITY AND PHYTOGEOGRAPHY	9	9	100
4	BOT094	ANATOMY AND EMBRYOLOGY OF ANGIOSPERMS	12	12	100
5	BOT104	PLANT ECOLOGY, BIODIVERSITY AND PHYTOGEOGRAPHY	12	12	100
6	BOT114	PLANT RESOURCES AND UTILIZATION	12	12	100
7	BST054	BASIC STATISTICS	95	90	94.74
8	CACA094	CORPORATE ACCOUNTING	47	45	95.74
9	CAGL094	CORPORATE ACCOUNTING	34	32	94.12
10	CHE034	PHYSICAL CHEMISTRY -II	12	12	100
11	CHE044	GENERAL & PHYSICAL CHEMISTRY	12	12	100
12	CHE094	PHYSICAL CHEMISTRY-II	16	16	100
13	CHE104	GENERAL & PHYSICAL CHEMISTRY	16	16	100
14	CHE114	NITROGEN CONTAINING ORGANIC COMPOUNDS & SPECTROSCOPY	16	16	100
15	CMCA104	COST AND MANAGEMENT ACCOUNTING	47	47	100
16	CMGL104	COST AND MANAGEMENT ACCOUNTING	34	34	100
17	CS034	DATABASE MANAGEMENT SYSTEM	16	16	100
18	CS044	OBJECT ORIENTED SOFTWARE ENGINEERING	16	16	100
19	CS094	DATABASE MANAGEMENT SYSTEM	11	11	100
20	CS104	OBJECT ORIENTED SOFTWARE ENGINEERING	11	10	90.91
21	CS114	DATA COMMUNICATIONS AND COMPUTER NETWORKS	11	11	100
22	DBMS105	DBMS WITH ORACLE	47	46	97.87
23	DRM034	DERIVATIVES & RISK MANAGEMENT	47	46	97.87
24	ECO094	INDIA AND A.P ECONOMY	11	11	100
25	ECO104	STATISTICAL METHODS FOR ECONOMICS	11	11	100
26	ECO114	INTERNATIONAL ECONOMICS	11	11	100
27	FEC054	FUNDAMENTAL OF ECONOMICS	59	59	100
28	HIS034	INDIAN NATIONAL MOVEMENT (1857 C.E -1947 C.E)	15	15	100
29	HIS044	SOCIAL AND CULTURAL HISTORY OF ANDHRA PRADESH	15	15	100
30	MAT094	RING THEORY	11	11	100
31	MAT104	INTRODUCTION TO REAL ANALYSIS	11	11	100
32	MAT114	INTEGRAL TRANSFORMS	11	11	100
33	OS044	OPERATING SYSTEMS	34	34	100
34	PFM044	PORTFOLIO MANAGEMENT	47	47	100
35	PHY034	ELECTRICITY AND MAGNETISM	11	11	100
36	PHY044	MODERN PHYSICS	11	11	100
37	POL094	INDIAN GOVERNMENT	4	4	100
38	POL104	DYNAMICS OF INDIAN POLITICAL SYSTEM	4	4	100
39	POL114	INDIAN POLITICAL THOUGHT	4	4	100
40	PTH034	PYTHON PROGRAMMING	34	33	97.06
41	STAT034	DESIGN AND ANALYSIS OF EXPERIMENTS	11	11	100
42	STAT044	MATHEMATICAL EXPECTATIONS & PROBABILITY DISTRIBUTIONS	11	11	100
43	TSG064	TOURISM AND GUIDANCE	155	141	90.97
44	ZLG094	EMBRYOLOGY	9	9	100
45	ZLG104	ANIMAL PHYSIOLOGY: LIFE SUSTAINING SYSTEMS	9	9	100
46	ZLG114	IMMUNOLOGY	9	9	100

### PERFORMANCE ANALYSIS

It is worth noting that Introduction to Botany, Chemistry, Economics, History, Maths, Political Science, Statistics and Zoology Major and Minor Subjects secured 100% pass. Corporate Accounting, DBMS, Python programming and Tourism and Guidance have secured More than 90%. Accordingly, the Subject teacher Concerned are informed to take necessary steps in this regard and informed to set target of achieving 100% results.

**Revaluation of II, IV (Reg) Semesters - July-2025****Exams held in April 2025:**

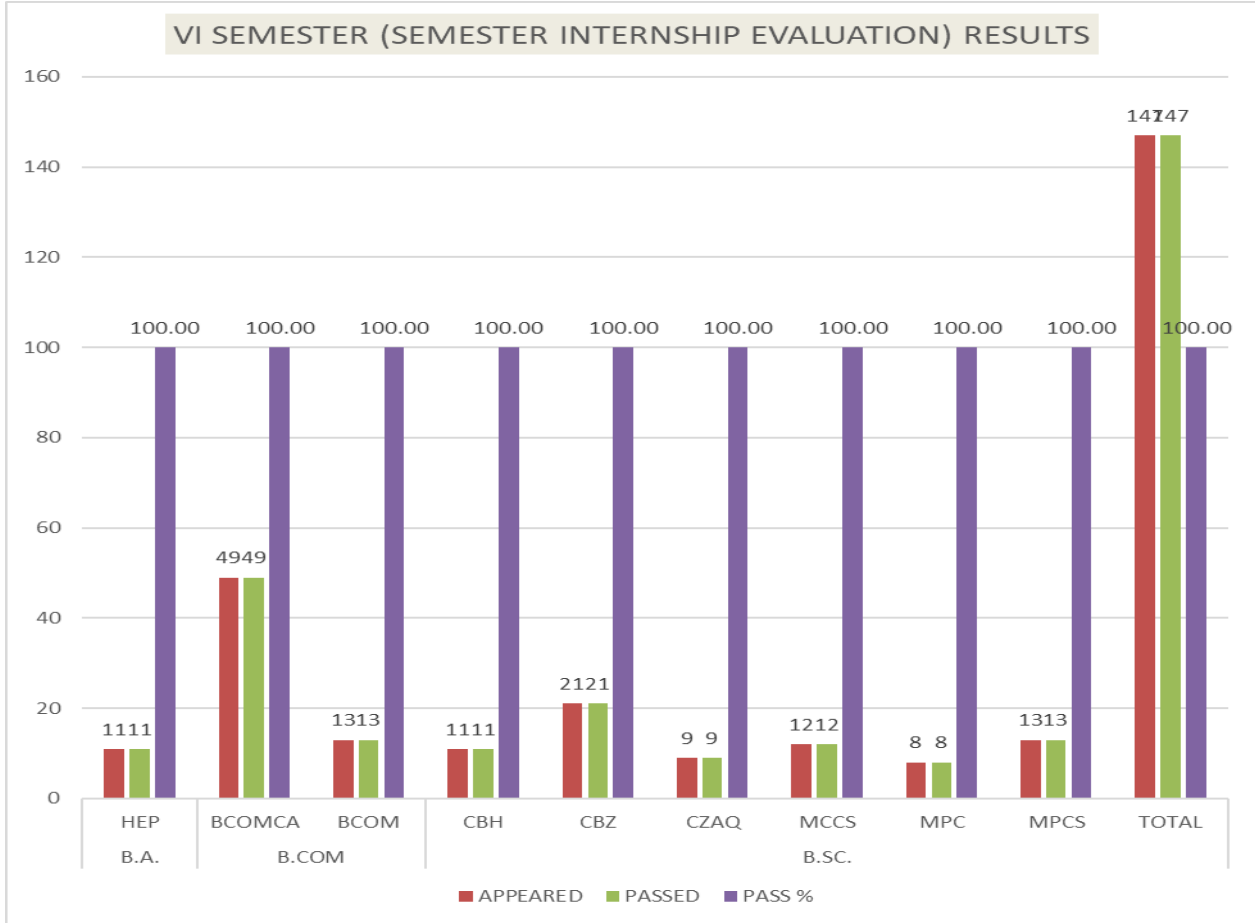
[Notification date : 23/06/2025](#)

<b>Semester</b>	<b>No. of Students</b>	<b>No. of Papers</b>	<b>Passed</b>	<b>Regular</b>	<b>Supplementary</b>
II	03	03	03	03	Nil

**SEMESTER-VI****Month & Year: April-2025****Regulation: 22****Semester Internship Evaluation**Notification date :07/04/2025Date of Evaluation : 28-04-2025Date of Results published: 29-04-2025**No. of Days Taken: 01 Day****Table No.  
April-2025 Semester-VI Course-wise Result Analysis**

<b>COURSE</b>	<b>GROUP</b>	<b>REGD.</b>	<b>APPEARED</b>	<b>PASSED</b>	<b>PASS %</b>
<b>B.A.</b>	<b>HEP</b>	<b>11</b>	<b>11</b>	<b>11</b>	<b>100.00</b>
<b>B.COM</b>	<b>BCOMCA</b>	<b>49</b>	<b>49</b>	<b>49</b>	<b>100.00</b>
	<b>BCOM</b>	<b>13</b>	<b>13</b>	<b>13</b>	<b>100.00</b>
<b>B.SC.</b>	<b>CBH</b>	<b>11</b>	<b>11</b>	<b>11</b>	<b>100.00</b>
	<b>CBZ</b>	<b>21</b>	<b>21</b>	<b>21</b>	<b>100.00</b>
	<b>CZAQ</b>	<b>9</b>	<b>9</b>	<b>9</b>	<b>100.00</b>
	<b>MCCS</b>	<b>12</b>	<b>12</b>	<b>12</b>	<b>100.00</b>
	<b>MPC</b>	<b>8</b>	<b>8</b>	<b>8</b>	<b>100.00</b>
	<b>MPCS</b>	<b>13</b>	<b>13</b>	<b>13</b>	<b>100.00</b>
	<b>TOTAL</b>	<b>147</b>	<b>147</b>	<b>147</b>	<b>100.00</b>

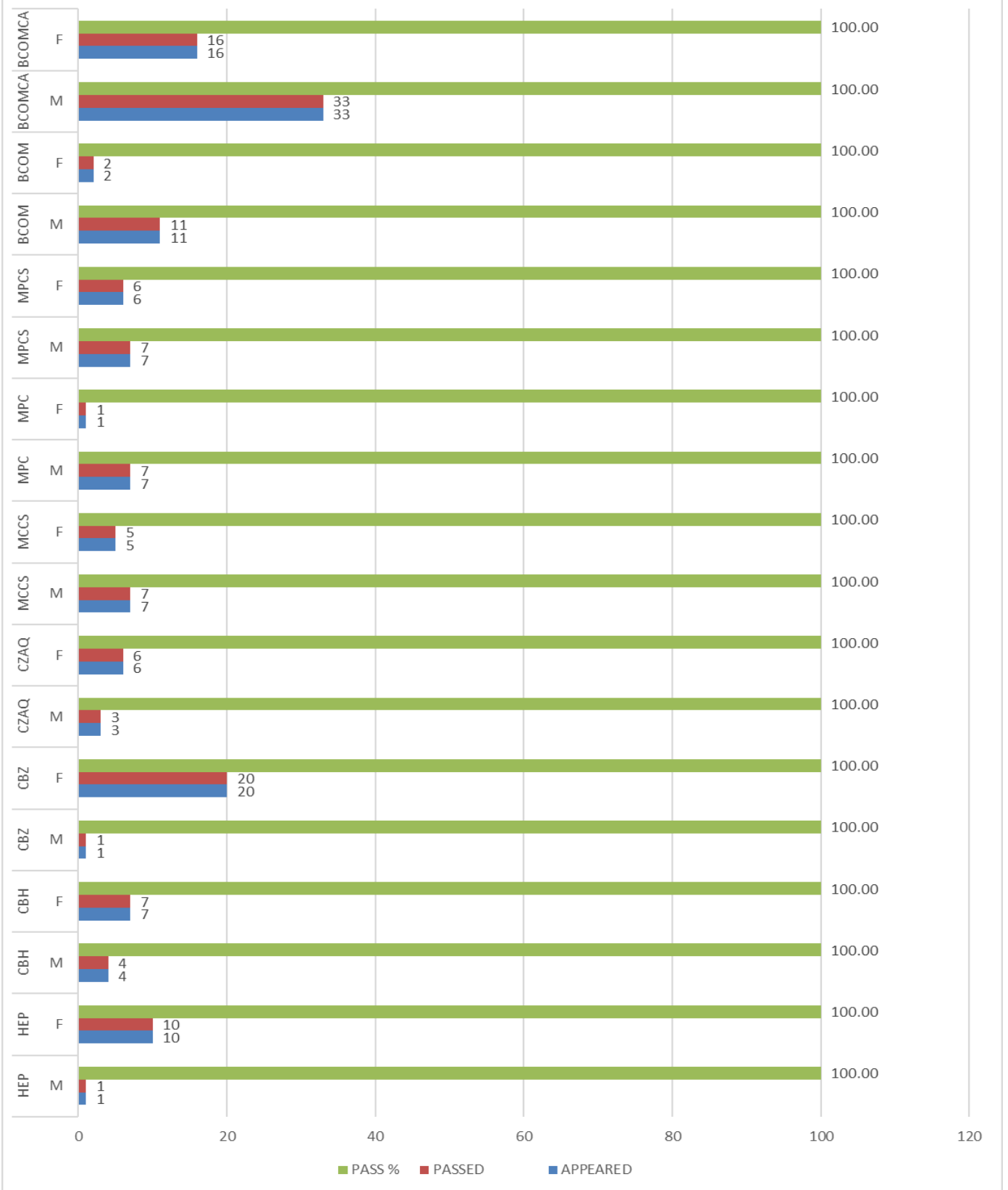
Figure No.  
**April-2025 Semester-VI Course-wise Result Analysis**



**GENDER WISE RESULT ANALYSIS AB 2022-2023  
SEMESTER-VI**

<b>III YEAR VI SEMESTER</b>	<b>GROUP</b>	<b>GENDER</b>	<b>REGD.</b>	<b>APPEARED</b>	<b>PASSED</b>	<b>PASS %</b>
<b>B.A.</b>	<b>HEP</b>	<b>M</b>	<b>1</b>	<b>1</b>	<b>1</b>	<b>100.00</b>
	<b>HEP</b>	<b>F</b>	<b>10</b>	<b>10</b>	<b>10</b>	<b>100.00</b>
<b>B.SC.</b>	<b>CBH</b>	<b>M</b>	<b>4</b>	<b>4</b>	<b>4</b>	<b>100.00</b>
	<b>CBH</b>	<b>F</b>	<b>7</b>	<b>7</b>	<b>7</b>	<b>100.00</b>
	<b>CBZ</b>	<b>M</b>	<b>1</b>	<b>1</b>	<b>1</b>	<b>100.00</b>
	<b>CBZ</b>	<b>F</b>	<b>20</b>	<b>20</b>	<b>20</b>	<b>100.00</b>
	<b>CZAQ</b>	<b>M</b>	<b>3</b>	<b>3</b>	<b>3</b>	<b>100.00</b>
	<b>CZAQ</b>	<b>F</b>	<b>6</b>	<b>6</b>	<b>6</b>	<b>100.00</b>
	<b>MCCS</b>	<b>M</b>	<b>7</b>	<b>7</b>	<b>7</b>	<b>100.00</b>
	<b>MCCS</b>	<b>F</b>	<b>5</b>	<b>5</b>	<b>5</b>	<b>100.00</b>
	<b>MPC</b>	<b>M</b>	<b>7</b>	<b>7</b>	<b>7</b>	<b>100.00</b>
	<b>MPC</b>	<b>F</b>	<b>1</b>	<b>1</b>	<b>1</b>	<b>100.00</b>
	<b>MPCS</b>	<b>M</b>	<b>7</b>	<b>7</b>	<b>7</b>	<b>100.00</b>
	<b>MPCS</b>	<b>F</b>	<b>6</b>	<b>6</b>	<b>6</b>	<b>100.00</b>
<b>B.COM.</b>	<b>BCOM</b>	<b>M</b>	<b>11</b>	<b>11</b>	<b>11</b>	<b>100.00</b>
	<b>BCOM</b>	<b>F</b>	<b>2</b>	<b>2</b>	<b>2</b>	<b>100.00</b>
	<b>BCOMCA</b>	<b>M</b>	<b>33</b>	<b>33</b>	<b>33</b>	<b>100.00</b>
	<b>BCOMCA</b>	<b>F</b>	<b>16</b>	<b>16</b>	<b>16</b>	<b>100.00</b>

### GENDER WISE RESULT ANALYSIS 2022-2023AB



**INSTANT EXAMINATIONS -MAY 2025**  
**SEMESTER-V, VI**

**Month & Year: MAY-2025**

**Regulation: 21**

**Instant Examinations for V, VI Semesters**

**Notification Date: 03/05/2025**

**Date of Examination :12-05-2025**

**Date of results published: 15-07-2025**

**NO. OF DAYS TAKEN :03 DAYS**

**No. of Students Applied : 11**

**No. of Papers Applied : 11**

**V Semester :**

1. DGTM60-16C (DIGITAL MARKETING)
2. MA60-18A (MANAGEMENT ACCOUNTING)
3. MAT60-6A (MATHEMATICS-6A)



**Sri A S N M GOVT. COLLEGE (AUTONOMOUS),  
PALAKOL**

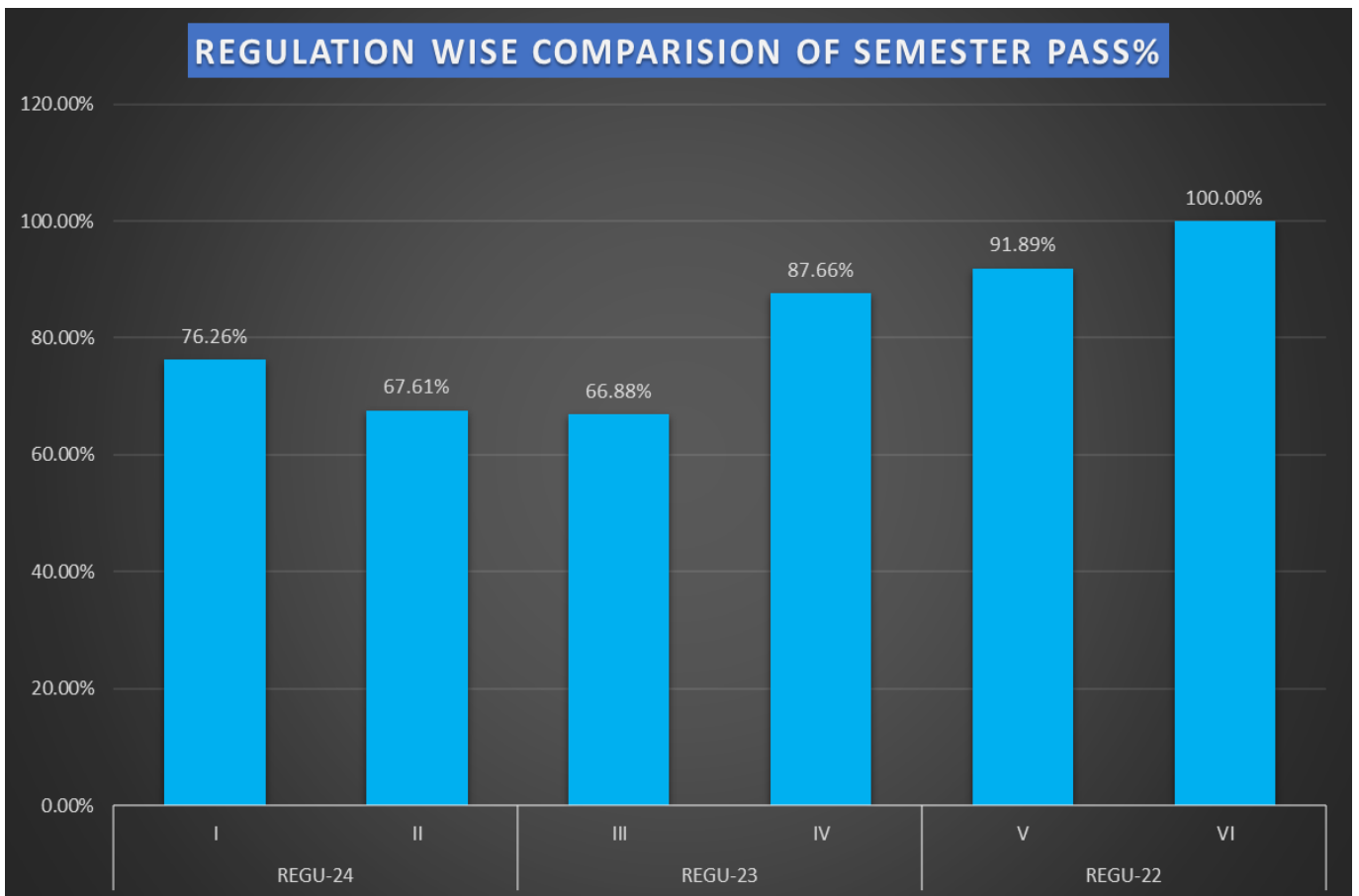
Re-accredited by NAAC with 'B+' Grade

**UG RESULT MAY-2025**

<b><u>V, VI SEMESTER</u></b>	<b>GROUP</b>	<b>REGD.</b>	<b>APPEARED</b>	<b>PASSED</b>	<b>PASS %</b>	
<b>B.SC.</b>	<b>MCCS</b>	<b>02</b>	<b>02</b>	<b>02</b>	<b>100.00</b>	
	<b>MPC</b>	<b>01</b>	<b>01</b>	<b>01</b>	<b>100.00</b>	
	<b>MPCS</b>	<b>01</b>	<b>01</b>	<b>01</b>	<b>100.00</b>	
<b>B.COM.</b>	<b>BCOM</b>	<b>01</b>	<b>01</b>	<b>01</b>	<b>100.00</b>	
<b>B.COM(CA)</b>	<b>BCOMCA</b>	<b>06</b>	<b>06</b>	<b>06</b>	<b>100.00</b>	
			<b>11</b>	<b>11</b>	<b>11</b>	<b>100.00</b>

## REGULATION WISE COMPARISION OF SEMESTER PASS PERCENTAGE

REGU	SEM	REGD	APPEARED	PASSED	PASS%
REGU-24	I	227	219	167	76.26%
	II	215	213	144	67.61%
REGU-23	III	159	157	105	66.88%
	IV	157	154	135	87.66%
REGU-22	V	150	148	136	91.89%
	VI	147	147	147	100.00%



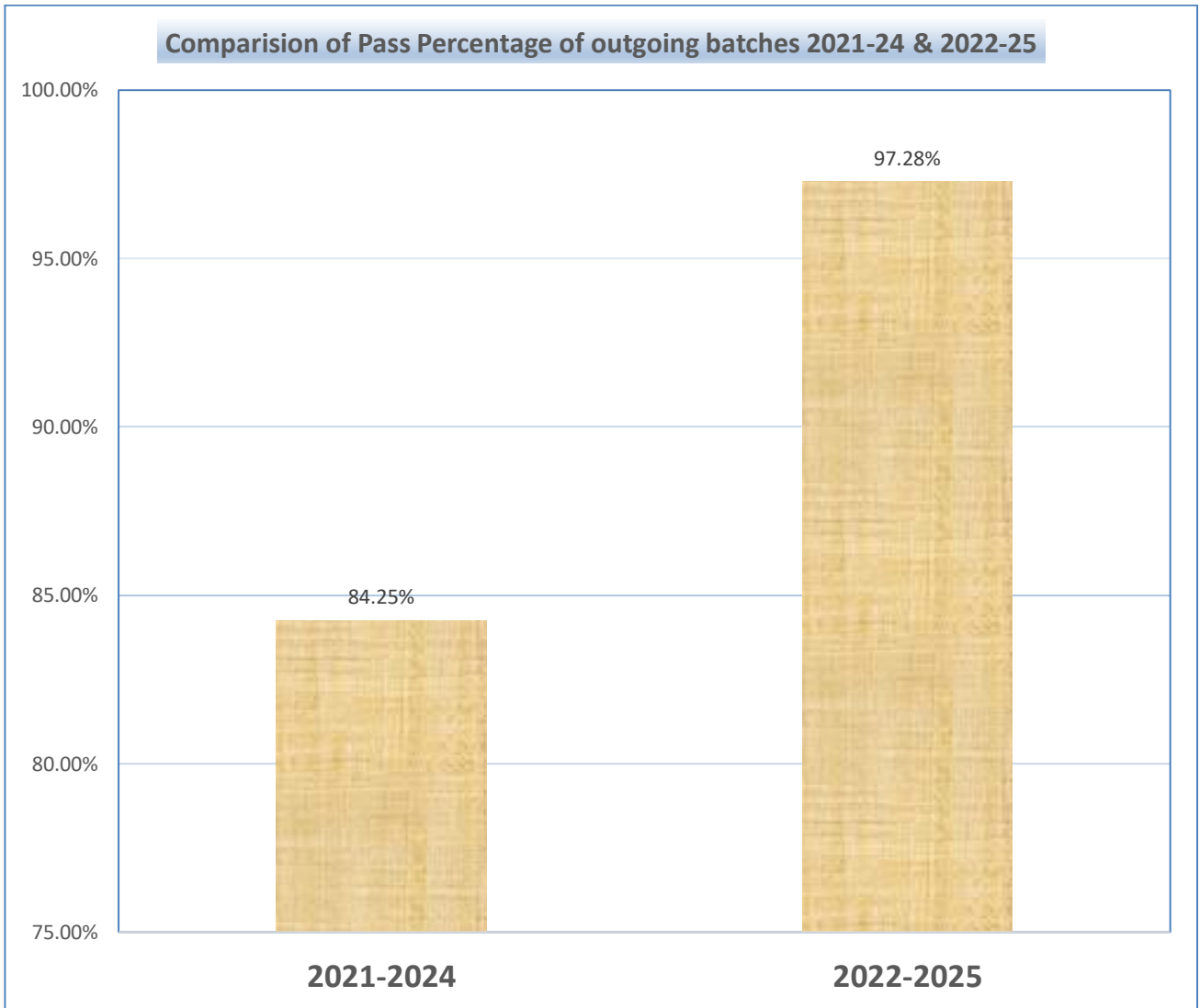
**Table No.  
Passed Out Students of UG 2022-2025 Batch**

<b>Outgoing graduates, APRIL 2025 &amp; MAY 2025</b>											
<b>Course</b>	<b>Subgroup</b>	<b>Appeared</b>	<b>1st Class With Distinction</b>			<b>Ist Cla ss</b>	<b>2nd Clas s</b>	<b>3rd Class</b>		<b>Total Full Pass</b>	<b>Overall Pass%</b>
			<b>O</b>	<b>A+</b>	<b>A</b>	<b>B+</b>	<b>B</b>	<b>C</b>	<b>D</b>		
B.A	HEP	11		03	04	02				09	81.82
B.SC	CBH	11		08	03					11	100.00
	CBZ	21	01	06	12	02				21	100.00
	CZAT	09	01	05	03					09	100.00
	MCCS	12	04	04	02	02				12	100.00
	MPC	08		02	02	03	01			08	100.00
	MPCS	13	03	05	05					13	100.00
BCOM	GENERAL	13		02	05	05				12	92.31
	COMPUTER APPLICATIONS	49	02	16	18	09	03			48	97.96
	<b>TOTAL</b>	<b>147</b>	<b>11</b>	<b>51</b>	<b>54</b>	<b>23</b>	<b>04</b>			<b>143</b>	<b>97.28</b>

**SRI.A.S.N.M.GOV.T. COLLEGE (AUTONOMOUS), PALAKOL,W.G.DT**

<b>Pass percentage of Passed out/Outgoing Batch Students</b>									
<b>AY:2023-2024 Regulation - 21</b>					<b>AY: 2024-2025 Regulation- 22</b>				
<b>Progra mme Code</b>	<b>Program me Name</b>	<b>Number of students who appeared in the final year examinat ions</b>	<b>Number of students who passed in the final year examinat ions</b>	<b>Percent age</b>	<b>Program me Code</b>	<b>Program me Name</b>	<b>Number of students who appeared in the final year examinat ions</b>	<b>Number of students who passed in the final year examinat ions</b>	<b>Percent age</b>
13	EPCA	8	2	25.00					
11	HEP	26	23	88.46	11	HEP	11	9	81.82
32	BCOM (CA)	72	66	91.67	32	BCOM (CA)	49	48	97.96
31	BCOM (G)	36	28	77.78	31	BCOM (G)	13	12	92.31
27	CBH	20	16	80.00	27	CBH	11	11	100.00
23	CBZ	19	14	73.68	23	CBZ	21	21	100.00
28	CZAT	3	3	100.00	28	CZAT	9	9	100.00
25	MCCS	19	16	84.21	25	MCCS	12	12	100.00
21	MPC	12	10	83.33	21	MPC	8	8	100.00
22	MPCS	29	26	89.66	22	MPCS	13	13	100.00
26	MSDS	6	5	83.33					
33	BBA(DM)	23	21	91.30					
	<b>TOTAL</b>	<b>273</b>	<b>230</b>	<b>84.25</b>		<b>TOTAL</b>	<b>147</b>	<b>143</b>	<b>97.28</b>

2023-2024 Passed out / outgoing results	84.25
2024-2025 Passed out / outgoing results	97.28
Increased over the preceeding year	13.03%



**LECTURER-WISE RESULT ANALYSIS FOR ODD AND EVEN SEMESTERS 2024-2025 AY**

<b>ODD SEM (I,III,V SEMESTERS)</b>	<a href="https://sriasnmgdcpalakol.ac.in/userfiles/LECODDSEM2025.pdf">https://sriasnmgdcpalakol.ac.in/userfiles/LECODDSEM2025.pdf</a>
<b>EVEN SEM (II,IV SEMESTERS)</b>	<a href="https://sriasnmgdcpalakol.ac.in/userfiles/LECEVENSEM2025.pdf">https://sriasnmgdcpalakol.ac.in/userfiles/LECEVENSEM2025.pdf</a>

THE END  
THE END